



RX PRO

RACK CONVEYOR DISHWASHERS
WITH REINFORCED DOUBLE RINSE

DIHR
we mean clean



The DIHR rack conveyor dishwashers are the ideal answer for demanding customers such as restaurants, canteens, schools, hospitals, hotel of any size, cruise-liners, caterers and airports. Models equipped with reinforced double rinse on an independent module. Wash and rinse areas are completely separated, this avoids any interference between detergent and rinse aid, increasing its effectiveness and achieving a consequent reduction in consumption.

The wider distance between the pre-rinse arms also avoids the contamination in the rinse zone. Thanks to the renewed double rinsing system, we achieved a radical reduction of water consumption down to less than one liter per basket: far below the best market standards. This result, showing the green heart of the RX PRO line, allows significant savings on chemicals and electricity bills.



FEATURES

STANDARD

- SMART DRIVE advancement system with 5 speeds
- IPX5 electronic board
- TFT 5.7" display and soft touch keyboard
- Frequently used keys shortcut and menu language setting
- Constant monitoring of key operating parameters with integrated HACCP interface
- Alarms and events report
- ECO-DET Detergent economizer
- Reinforced double rinse 2R+, more effective and with limited consumptions
- 1-DRAIN Centralized drain
- Preset configuration to install our DIHR dispensers
- Water, energy consumptions and working time readout
- Preset maintenance reminder
- Possible working modes for dryer unit: all off, only fan or total power + fan (4,5 kW or 9 kW, maximum power according to the model)

OPTIONS

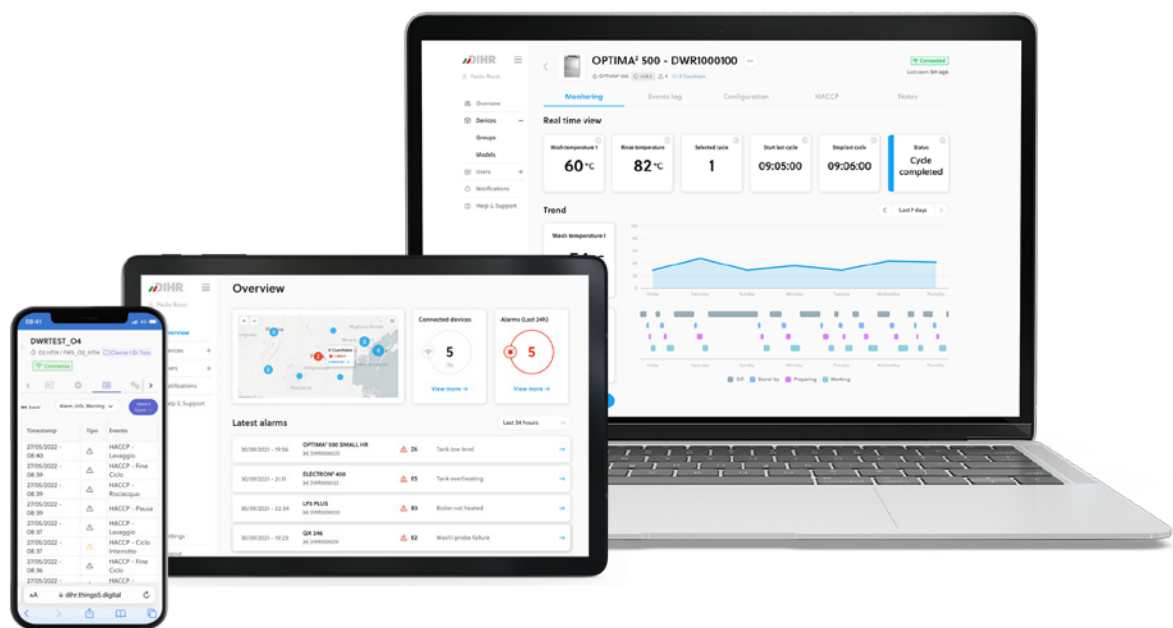
- Linear and 90°/180° corner drying modules, power 4,5 kW or 9 kW (double skin door available only for linear models)
- and steam dryer available
- Steam condenser (SC10) or 3 heat recovery systems, to be chosen according to the type of machine (XP included)
- Detergent dispenser with probe or dispensers kit
- Booster pump
- Hydraulic security system Break Tank
- Extra power for boiler
- Thermal and acoustic insulation
- Insulated tanks
- Stainless steel pumps
- Machine sanitization (with dedicated booster pump upon request)
- Delivery in 2 or more parts for easy handling
- CONNECTIVITY remote control compliant with the HACCP norms

CONNECTIVITY 4.0

WHEREVER YOU ARE...

YOUR DISHWASHER, JUST A CLICK AWAY

You will be constantly connected to the machine to monitor the work phases, review any eventual alarm and configure remotely the operating parameters according to your needs. Compliant with HACCP norms. Compliant with HACCP norms.



View all the working parameters and event records, working hours and any problem at any time.



In case of problem, the machine promptly alerts you. The technician can intervene remotely to solve the problem or anticipate the needed parts for an on-site intervention.



A daily activity report is available with all the events related to the dishwasher in a detailed spreadsheet with HACCP data.


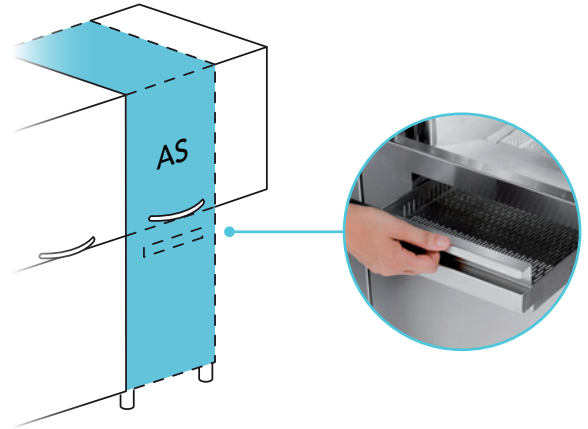


Our Connectivity system is a revolutionary device limiting and facilitating the eventual intervention of a technician who can anticipate the necessary parts to be replaced, saving time and money.

AS OPTION

AUTOMATIC SHOWER WITH FILTER DRAWER EASY+

Time and energy savings are increased thanks to AS and EASY+, a combined and specific filtering device. Dishes will only need a superficial manual clearing and the automatic shower of the AS module will do a pre-treatment action. (Not available with an installed LC option).



LC OPTION

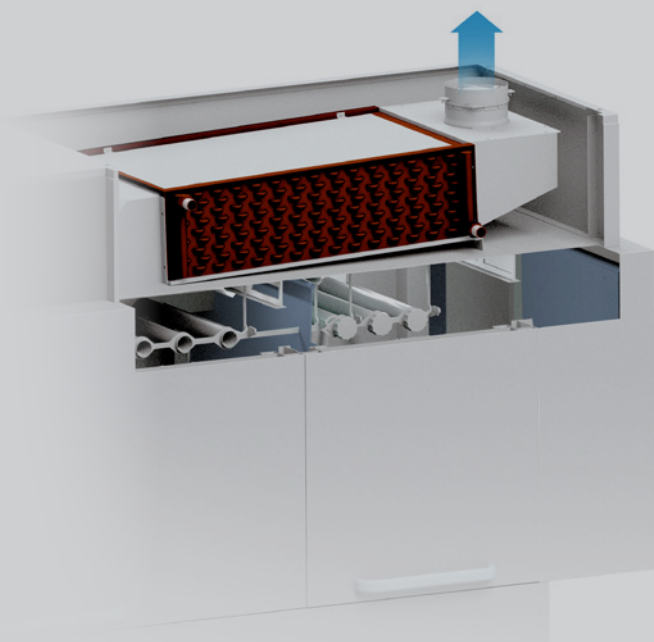
90° CORNER PRE-WASH

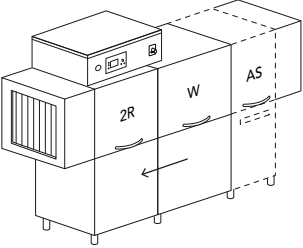




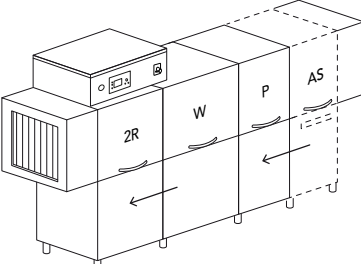




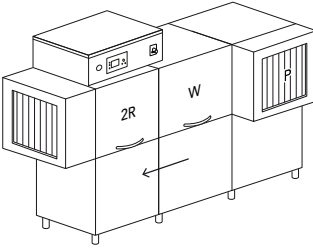




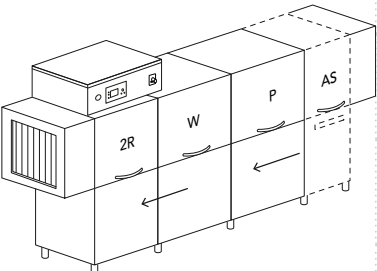




The design of our 90° corner pre-wash ensures the best solution taking up the minimal amount of space. Smaller dimensions, same productivity (Available on selected models and without AS option).

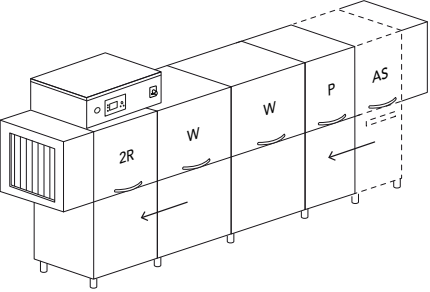



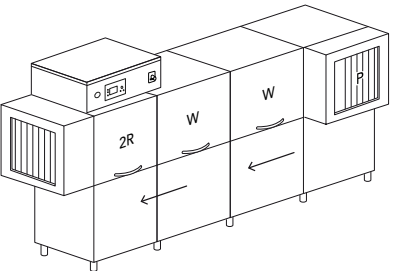



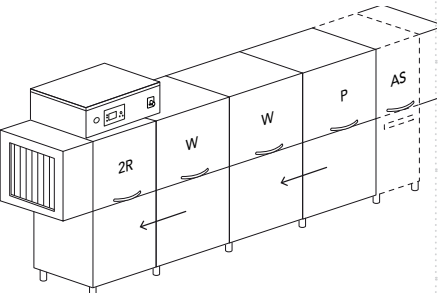



HEAT RECOVERY

The heat recovery system allows to supply the machine with cold water*, ensuring at the same time significant savings in terms of energy consumptions. The steam produced by the machine in operation (otherwise dispersed in the working environment) is aspirated and condensed in the heat exchanger (air –water). The heat produced through this process is transferred to the inlet water, bringing it to a temperature of approximately 45 °C and reducing energy consumptions.

*inlet water temperature between 8 °C and 15 °C



Model		Voltage	Capacity	Dimensions	Code
RX 246	5 SPEEDS				
	RACK EQUIPMENT 1 X C40 1 X C43 1 X C44 1 X C47	400 V 3N ~ 50 Hz 20,68 kW	 Ø 450	2100x805 1830/2120 H 305 kg	RX 246
		400 V 3N ~ 50 Hz 2,68 kW 30 kg/h	 500x500	AS + 450 mm	RX 246 AS
			 100*/250 rack/h	 530x325x25H	RX 246 V
					RX 246 AS V
RX 296	5 SPEEDS				
	RACK EQUIPMENT 1 X C40 1 X C43 1 X C44 1 X C47	400 V 3N ~ 50 Hz 21,58 kW	 Ø 450	2700x805 1830/2120 H 400 kg	RX 296
		400 V 3N ~ 50 Hz 3,58 kW 30 kg/h	 500x500	AS + 450 mm	RX 296 AS
			 135*/300 rack/h	 530x325x25H	RX 296 V
					RX 296 AS V
RX 296 LC	5 SPEEDS AND CORNER PREWASH				
	RACK EQUIPMENT 1 X C40 1 X C43 1 X C44 1 X C47	400 V 3N ~ 50 Hz 21,58 kW	 Ø 450	2425x985 1830/2120 H 400 kg	RX 296 LC
		400 V 3N ~ 50 Hz 3,58 kW 30 kg/h	 500x500	AS + 450 mm	RX 296 LC V
			 135/300 rack/h	 530x325x25H	RX 296 LC V
RX 326	5 SPEEDS				
	RACK EQUIPMENT 1 X C40 1 X C43 1 X C44 1 X C47	400 V 3N ~ 50 Hz 25,86 kW	 Ø 450	3000x805 1830/2120 H 435 kg	RX 326
		400 V 3N ~ 50 Hz 4,86 kW 30 kg/h	 500x500	AS + 450 mm	RX 326 AS
			 150*/330 rack/h	 530x325x25H	RX 326 V
					RX 326 AS V

Model	Voltage	Capacity	Dimensions	Code
RX 356 5 SPEEDS				
	400 V 3N ~ 50 Hz 37,26 kW	 Ø 450  500x500 190*/360 rack/h	3600x805 1830/2120 H 520 kg	RX 356
	400 V 3N ~ 50 Hz 5,76 kW 52 kg/h		AS + 450 mm  530x325x25H	RX 356 AS RX 356 V RX 356 AS V
RX 356 LC 5 SPEEDS AND CORNER PREWASH				
	400 V 3N ~ 50 Hz 37,26 kW	 Ø 450  500x500 190*/360 rack/h	3325x985 1830/2120 H 520 kg	RX 356 LC
	400 V 3N ~ 50 Hz 5,76 kW 52 kg/h		 530x325x25H	RX 356 LC V
RX 396 5 SPEEDS				
	400 V 3N ~ 50 Hz 40,04 kW	 Ø 450  500x500 210*/400 rack/h	3900x805 1830/2120 H 560 kg	RX 396
	400 V 3N ~ 50 Hz 7,04 kW 55 kg/h		 530x325x25H	RX 396 AS RX 396 V RX 396 AS V

- V** Steam supply
- P** Prewash
- W** Wash
- 2R** Pre-rinse + rinse on module
- LC** Corner prewash
- AS** Automatic shower with filter drawer +450 mm
- *** Productivity according to DIN SPEC 10534 (contact time)

EAC label upon request

Option compatibility to be confirmed by the manufacturer after verification

OPTIONS

Model				PRE DOS	DDE-GROUP	DOS/S	SAN	PAP-SAN	DWI / T	DWI
	220-240 V 3 50 Hz	380-415 V 3N 50 Hz	60 Hz	DIHR disp. connections	Dispensers kit	Dispenser with probe	Sanitiz- ation	Booster pump Sanitization	Tanks insulation	Thermo- acoustic Insulation
RX 246	€	●	+ 3%	●	€	€	€	€	€	€
RX 246 V	€	●	+ 3%	●	€	€	€	€	€	€
RX 246 AS	€	●	+ 3%	●	€	€	€	€	€	€
RX 246 AS V	€	●	+ 3%	●	€	€	€	€	€	€
RX 296	€	●	+ 3%	●	€	€	€	€	€	€
RX 296 V	€	●	+ 3%	●	€	€	€	€	€	€
RX 296 AS	€	●	+ 3%	●	€	€	€	●	€	€
RX 296 AS V	€	●	+ 3%	●	€	€	€	●	€	€
RX 296 LC	€	●	+ 3%	●	€	€	€	€	€	€
RX 296 LC V	€	●	+ 3%	●	€	€	€	€	€	€
RX 326	€	●	+ 3%	●	€	€	€	€	€	€
RX 326 V	€	●	+ 3%	●	€	€	€	€	€	€
RX 326 AS	€	●	+ 3%	●	€	€	€	●	€	€
RX 326 AS V	€	●	+ 3%	●	€	€	€	●	€	€
RX 356	€	●	+ 3%	●	€	€	€	●	€	€
RX 356 V	€	●	+ 3%	●	€	€	€	●	€	€
RX 356 AS	€	●	+ 3%	●	€	€	€	●	€	€
RX 356 AS V	€	●	+ 3%	●	€	€	€	●	€	€
RX 356 LC	€	●	+ 3%	●	€	€	€	●	€	€
RX 356 LC V	€	●	+ 3%	●	€	€	€	●	€	€
RX 396	€	●	+ 3%	●	€	€	€	●	€	€
RX 396 V	€	●	+ 3%	●	€	€	€	●	€	€
RX 396 AS	€	●	+ 3%	●	€	€	€	●	€	€
RX 396 AS V	€	●	+ 3%	●	€	€	€	●	€	€

● Standard

--- Not available

DDE-GROUP Both detergent (with probe) and rinse-aid dispenser included

DOS/S For detergent dispenser only

SAN Including dosing system for sanitizing product

DWI Insulation option for the tunnel only, dryer excluded.
Shelf dryer can be insulated upon request

DWI - DWI/T Recommended with HR10 – HR20 – HRP40

DIV Compulsory for machines > 4,5m length

XP In case of cold water supply for rinse (8-55 °C) and without any heat recovery, the extra power option is mandatory

	PAP	BT	DVGW	XP	DIV	CONNECTIVITY	PI	SA	1-DRAIN	AUTOTIMER	ECO-DET	DRIVE
Model	Rinse Booster pump	Break Tank	DVGW	Extra Power	Price per division	CONNECTIVITY (HACCP)	S/S pumps	Automa- tized Drain	Centra- lized Drain	Auto- timer	Detergent economi- zer	Smart drive
RX 246	€	€	€	€	€	€	€	€	●	●	●	●
RX 246 V	€	€	€	€	€	€	€	----	●	●	●	●
RX 246 AS	€	€	€	€	€	€	€	€	●	●	●	●
RX 246 AS V	€	€	€	€	€	€	€	----	●	●	●	●
RX 296	€	€	€	€	€	€	€	€	●	●	●	●
RX 296 V	€	€	€	€	€	€	€	----	●	●	●	●
RX 296 AS	€	€	€	€	€	€	€	€	●	●	●	●
RX 296 AS V	€	€	€	€	€	€	€	----	●	●	●	●
RX 296 LC	€	€	€	€	€	€	€	€	●	●	●	●
RX 296 LC V	€	€	€	€	€	€	€	----	●	●	●	●
RX 326	€	€	€	€	€	€	€	€	●	●	●	●
RX 326 V	€	€	€	€	€	€	€	----	●	●	●	●
RX 326 AS	€	€	€	€	€	€	€	€	●	●	●	●
RX 326 AS V	€	€	€	€	€	€	€	----	●	●	●	●
RX 356	€	€	€	----	€	€	€	€	●	●	●	●
RX 356 V	€	€	€	----	€	€	€	----	●	●	●	●
RX 356 AS	€	€	€	----	€	€	€	€	●	●	●	●
RX 356 AS V	€	€	€	----	€	€	€	----	●	●	●	●
RX 356 LC	€	€	€	----	€	€	€	€	●	●	●	●
RX 356 LC V	€	€	€	----	€	€	€	----	●	●	●	●
RX 396	€	€	€	----	€	€	€	€	●	●	●	●
RX 396 V	€	€	€	----	€	€	€	----	●	●	●	●
RX 396 AS	€	€	€	----	€	€	€	€	●	●	●	●
RX 396 AS V	€	€	€	----	€	€	€	----	●	●	●	●

CONNECTIVITY Includes HACCP option. 10-year plan

PI Available with 50 Hz frequency only. Not available for AS module

DVGW Not available with heat recovery and steam condenser.
Components prescribed by DVGW on request (check option compatibility with the manufacturer).

BT Booster pump included

With osmotic water supply and electrical conductivity lower than 200 microsiemens, it is mandatory to install a stainless steel heat exchange

Warm water supply 55 °C

We recommend to install the machine in a well-ventilated room, with a properly sized steam exhausting system

Standard hints for scheduled maintenance and counters (working hours - water - energy)

Peak-cut connect upon request

OPTIONS

	SC10	HR10	HR20	HRP40	DR64	DR69	DR6V	DR94	DR99	DR9V
Model	Steam Condenser	Heat Recovery	Heat Recovery	Heat Recovery	Dryer + 400 mm / 4,5 kW	Dryer + 400 mm / 9 kW	Steam Dryer + 400 mm	Dryer + 700 mm / 4,5 kW	Dryer + 700 mm / 9 kW	Steam Dryer + 700 mm
RX 246 - RX 246 AS	€	€	----	€	€	€	----	€	€	----
RX 246 V - RX 246 AS V	€	€	----	€	----	----	€	----	----	€
RX 296 - RX 296 AS	€	€	€	€	€	€	----	€	€	----
RX 296 V - RX 296 AS V	€	€	€	€	----	----	€	----	----	€
RX 296 LC	€	€	€	€+	€	€	----	€	€	----
RX 296 LC V	€	€	€	€+	----	----	€	----	----	€
RX 326 - RX 326 AS	€	€	€	€	€	€	----	€	€	----
RX 326 V - RX 326 AS V	€	€	€	€	----	----	€	----	----	€
RX 356 - RX 356 AS	€	€	€	€	€	€	----	€	€	----
RX 356 V - RX 356 AS V	€	€	€	€	----	----	€	----	----	€
RX 356 LC	€	€	€	€+	€	€	----	€	€	----
RX 356 LC V	€	€	€	€+	----	----	€	----	----	€
RX 396 - RX 396 AS	€	€	€	€	€	€	----	€	€	----
RX 396 V - RX 396 AS V	€	€	€	€	----	----	€	----	----	€

+ Not available for LC version if the machine is next to the wall

ID Not available for corner dryers, recommended for DR69 - DR6V - DR99 - DR9V

HRP40 Available with 400 V 3N 50 Hz frequency only

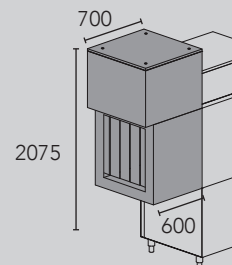
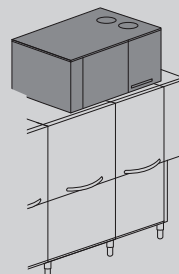
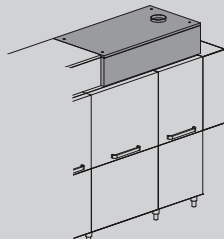
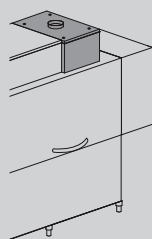
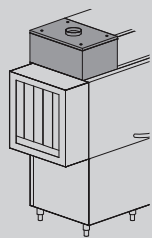
HR20 Either HR10, HRP40.
For the model RX 296 LC +50 mm length with installed HR20 and dryer

DRA184MT - DRA189MT Mandatory division

HR10-HR20-HRP40 In case of cold water supply for rinse (8-15 °C),
we recommend to install the heat recovery system option

DR64 - DR94 - DRA94MT - DRA184MT Not recommended for models RX 296, RX 326, RX 356 and RX 396. Verify with manufacturer

Option compatibility to be confirmed by the manufacturer after verification



SC10

Steam condenser

HR10

Compact Heat
recovery

HR20

Heat recovery

HRP40

Heat recovery
with heat pump

DR64

4,5 kW Electric

DR69

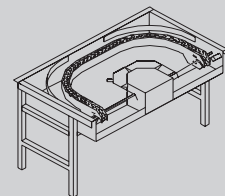
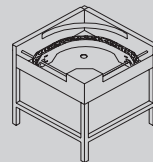
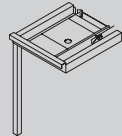
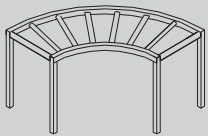
9 kW Electric

Dryer

DR69V

Steam dryer

	DRA94MT	DRA99MT	DRA9VMT	DRA184MT	DRA189MT	DRA18VMT	ID
Model	Motorized dryer 90° arc 4,5 kW	Motorized dryer 90° arc 9 kW	Motorized steam dryer 90°arc	Motorized dryer 180° arc 4,5 kW	Motorized dryer 180° arc 9 kW	Motorized steam dryer 180° arc	Double skin Dryer
RX 246 - RX 246 AS	€	€	---	€	€	---	€
RX 246 V - RX 246 AS V	---	---	€	---	---	€	€
RX 296 - RX 296 AS	€	€	---	€	€	---	€
RX 296 V - RX 296 AS V	---	---	€	---	---	€	€
RX 296 LC	€	€	---	€	€	---	€
RX 296 LC V	---	---	€	---	---	€	€
RX 326 - RX 326 AS	€	€	---	€	€	---	€
RX 326 V - RX 326 AS V	---	---	€	---	---	€	€
RX 356 - RX 356 AS	€	€	---	€	€	---	€
RX 356 V - RX 356 AS V	---	---	€	---	---	€	€
RX 356 LC	€	€	---	€	€	---	€
RX 356 LC V	---	---	€	---	---	€	€
RX 396 - RX 396 AS	€	€	---	€	€	---	€
RX 396 V - RX 396 AS V	---	---	€	---	---	€	€

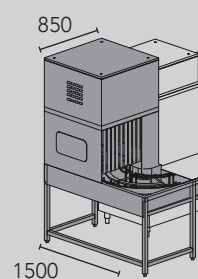
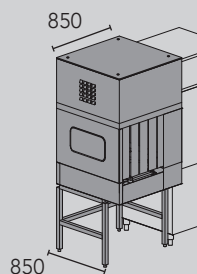
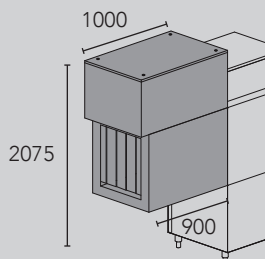
AVAILABLE ARCS:


LC97 1300x1300x860 H
90° roller arc with tank

LC98 700x610x820 H
Angle loading table complete
with basket pull-through system

LC97/2 850x850x885 H
90° motorized arc
(clockwise/counter-clockwise)

LC97/3 850x1500x885 H
180° motorized arc
(clockwise/counter-clockwise)



DR94 4,5 kW Electric
DR99 9 kW Electric
Dryer

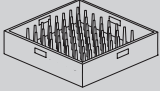
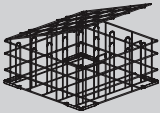
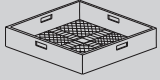
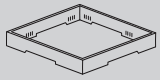
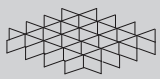
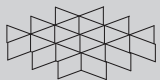

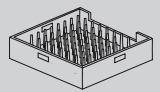
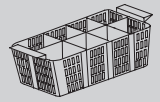

DRA94MT 4,5 kW Electric
DRA99MT 9 kW Electric
Dryer with motorized arc 90°

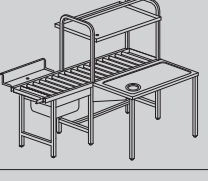
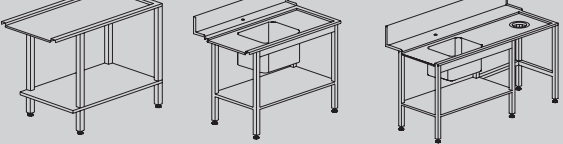


DRA184MT 4,5 kW Electric
DRA189MT 9 kW Electric
Dryer with motorized arc 180°

DR9V
Steam dryer

DRA9VMT
Steam dryer with motorized
arc 90°

DRA18VMT
Steam dryer with motorized
arc 180°

	Description	Capacity	Dimensions	Code
	PLATE BASKET	18 Plates	500x500x105 H	C 40
	GLASS BASKET WITH GLASS SUPPORT AND ANTI-TIPPING LID		500x500x235 H	C 135
	LARGE MESH BASKET	For glasses	500x500x105 H	C 44
	HOLDER FOR GLASS SUPPORT	For glass support (C112-C113-C114)	500x500x50 H	C111
	GLASS SUPPORT	5x5 Glass Ø 87 mm (C111)	500x500x50 H	C 112
	GLASS SUPPORT	4x4 Glass Ø 110 mm (C111)	500x500x50 H	C 113
	GLASS SUPPORT	6x6 Glass Ø 72 mm (C111)	500x500x50 H	C 114
	TRAYS BASKET	8 pcs max depth 25mm	500x500x105 H	C 43
	CUTLERY BASKET		490x180x140 H	C 47
	FLEXIBLE SHOWER complete with mixing group and lever tap, to be fixed to the wall		1000 H	D 01
	FLEXIBLE SHOWER complete with mixing group and lever tap, to be fixed to the wall and intermediate tap		1000 H	D 02

	Description	Capacity	Dimensions	Code
	SHELF GRADING TABLE WITH RUBBER RING	Waste hole and special dimensions upon request	1515x620x660 H 2315x620x660 H 1600x1000x850 H 2400x1000x850 H	M 16* M 24* TC 16* TC 24*
	MECHANIZED GRADING TABLE With mechanized basket advancement system	1 waste hole 2 waste holes	1800x1240 1525 H 2400x1240 1525 H	RTC 18* RTC 24*
 <p style="text-align: center;">Sink 500x400x270 H Sink 500x400x270 H</p>		Standard rubber ring Standard rubber ring	1200x590x860 H 1200x730x860 H 1500x730x860 H 1800x730x860 H	T 35 T 55 T 80 T 90
	ROLLER TABLE + sink, right or left version Sink 500x400x270 H		1600x730x860 H	T 195
	LINEAR ROLLER TABLE WITH TANK	Option end microswitch	1100x650x860 H 1600x650x860 H 2100x650x860 H	LC 96/A* LC 96/B* LC 96/C* LC 95
	LINEAR ROLLER TABLE WITH TANK complete with end microswitch	Not compatible with same references Not on 180° arcs To be connected to LC97/3 only and to dryer on 180°	1100x650x860 H 1600x650x860 H 1150x650x860 H 1650x650x860 H	LC 96/1 LC 96/1A LC 96/2 LC 96/2A
	90° roller arc with tank (exit only with roller table) ANGLE LOADING TABLE complete with basket pull-through system	Option connection to prewash tables	1300x1300x860 H 700x610x820 H	LC 97* LC 98
	90° MOTORIZED ARC (clockwise/counter-clockwise) 180° MOTORIZED ARC (clockwise/counter-clockwise)		850x850x885 H 850x1500x885 H	LC 97/2* LC 97/3*

* Wooden cage +2% minimum + € / Special dimensions for tables upon request / Tables shown in right-to-left version
 We strongly recommend the presence of a roller table with end microswitch at the exit of our rack conveyor machines for a correct operation



DIHR ALI GROUP SRL

Via del Lavoro, 28
I - 31033 Castelfranco Veneto (TV)
T: +39 0423 7344
F: +39 0423 720442
E: dihr@dihr.com

Service:

T. +39 0423 734548
F: +39 0423 734519
E: service@dihr.com

www.dihr.com

Edition 09.2023

an Ali Group Company



The Spirit of Excellence