

# RX OPTIMA

RACK CONVEYOR DISHWASHERS  
WITH 3R+ REINFORCED TRIPLE RINSE

**DIHR**  
we mean clean



Thanks to the rack conveyor dishwashers of RX OPTIMA series, new efficiency goals are met. The 3R + three-step rinse system ensures considerable savings in terms of water consumption and unmatched quality results. The reduction of heat losses granted by walls thermal insulation, the heat recovered from the steam produced inside the machine (with optional HDR), are just some points of strength of this product range, whose main innovation is an important reduction of waste.

Their user-friendly design characterizes both the washing process and the daily cleaning and maintenance operations. The wide TFT screen makes the access to operating functions easy and comfortable. The IPX5 control panel, the rack-washing arms, the machine sanitization and the automatic drain options, make all the end of the day operations much more comfortable.



## FEATURES

### STANDARD

- TFT 5.7" display and soft touch keyboard
- IPX5 electronic board
- Easy-access frontal panel
- Constant monitoring of key operating parameters with integrated HACCP interface
- Detailed information and history of alarms in 6 languages
- Chemicals level management and related alerts/information
- SMART DRIVE+ advancement system with 10 speeds
- ECO-DET Detergent economizer
- Triple reinforced rinse 3R+ with adjustable water flow
- 1-DRAIN centralized drain
- Break Tank with integrated booster pump
- Thermal and acoustic insulation, insulated tanks
- Battery auto-cleaning for heat recovery system (if HDR option present)
- Control function for water, energy consumptions and working time
- Possible working modes for dryer unit: all off, only fan or total power + fan (4,5 kW or 9 kW, maximum power according to the model)
- Preset maintenance reminder

### OPTIONS

- Automated tanks and boiler fill/drain through SA servovalves
- Detergent dispenser with probe or dispensers kit
- Extra power for boiler
- HDR200: insulated dryer + heat recovery system
- HDRA 209M and HDRA218M, insulated, on 90°/180° motorized chain conveyor
- Machine sanitization with dedicated booster pump
- Stainless steel pumps
- CONNECTIVITY remote control compliant with the HACCP norms

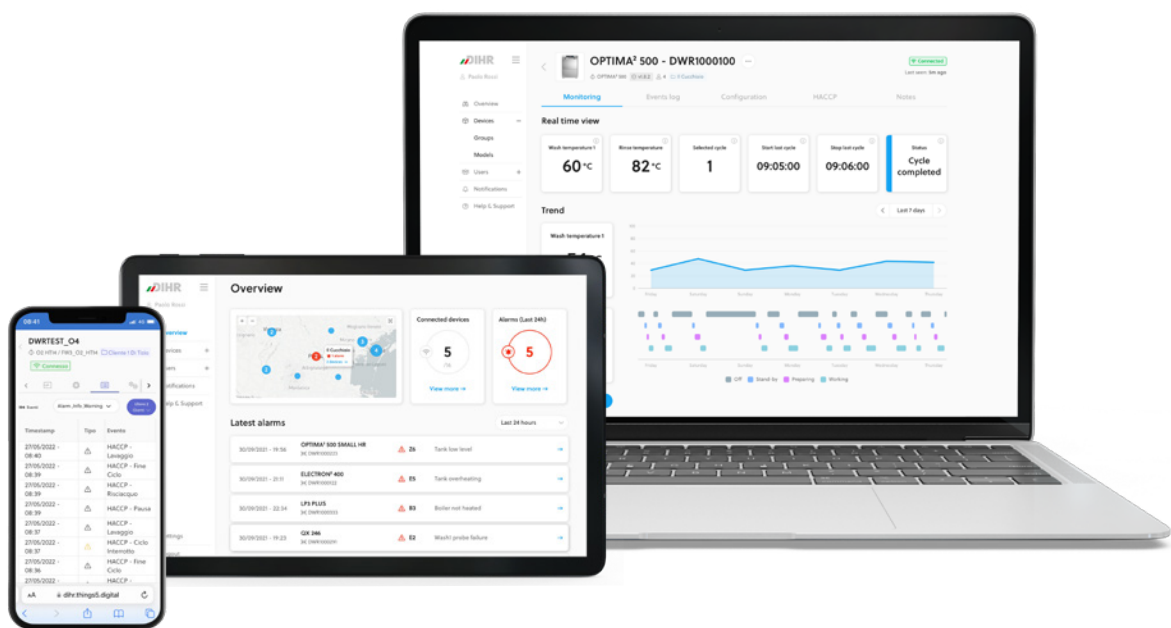
## CONNECTIVITY 4.0

WHEREVER YOU ARE...

THE SITUATION JUST A CLICK AWAY

You will be constantly connected to the machine to monitor the work phases, any alarms and remotely configure the parameters according to your needs.

Compliant with HACCP regulations.



View all the working parameters and historical events, working hours and any problems at any time.



In case of problems, the machine promptly sends an email to you and to the technician who can intervene remotely to solve the problem or equip himself for on-site intervention.



The program allows you to remove an Excel file with all Haccp data at any time.

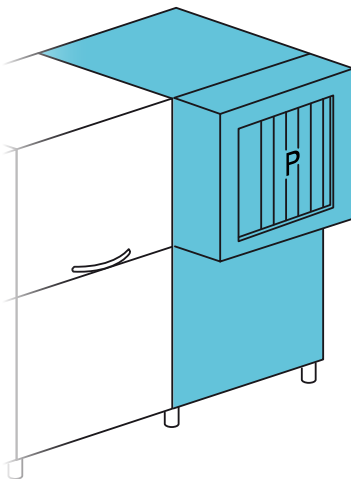
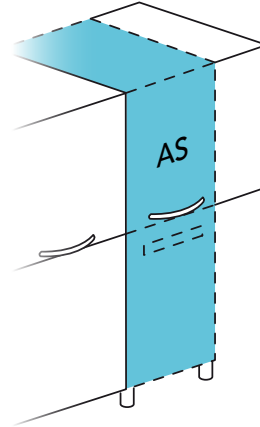


Discounts are provided for the purchase of 4.0 devices. You will be able to recover 40% of the cost of the car. Request more information to find out more.

## AS OPTION

### AUTOMATIC SHOWER WITH FILTER DRAWER EASY

Time and energy savings are increased thanks to AS and EASY+, a combined and specific filtering device. Dishes will only need a superficial manual clearing and the automatic shower of the AS module will do a pre-treatment action. (Not available with an installed LC option).



## LC OPTION

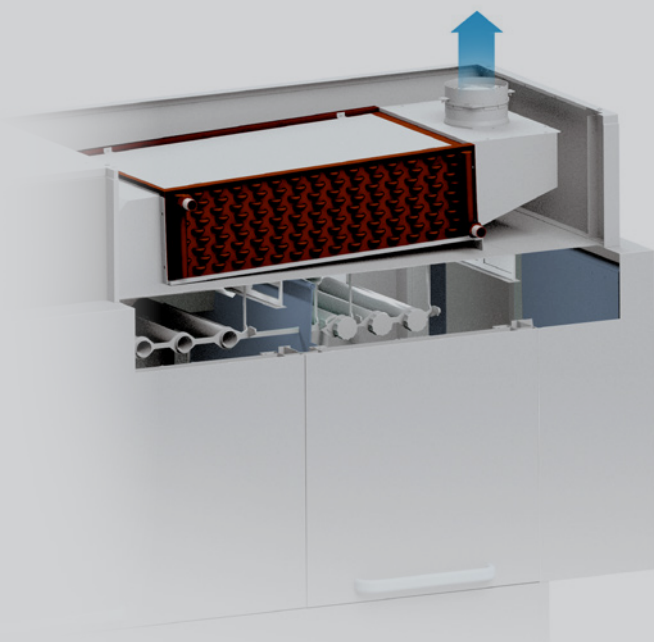
### 90° CORNER PRE-WASH

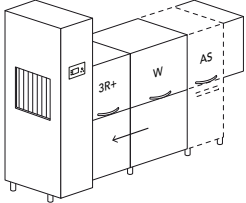


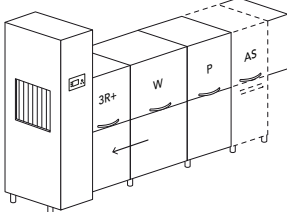

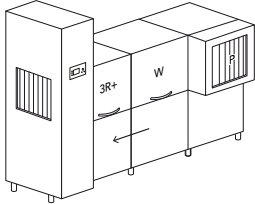


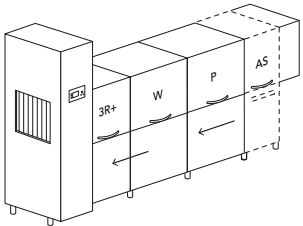


The design of our 90° corner pre-wash ensures the best solution taking up the minimal amount of space. Smaller dimensions, same productivity (Available on selected models and without AS option).

## HEAT RECOVERY

The heat recovery system allows to supply the machine with cold water\*, ensuring at the same time significant savings in terms of energy consumptions. The steam produced by the machine in operation (otherwise dispersed in the working environment) is aspirated and condensed in the heat exchanger (air –water). The heat produced through this process is transferred to the inlet water, bringing it to a temperature of approximately 45 °C and reducing energy consumptions.

\*inlet water temperature between 8 °C and 15 °C



Model		Voltage	Capacity	Dimensions	Code	
<b>RX 250</b>		<b>RACK EQUIPMENT</b> 1 x C40 1 x C43 1 x C44 1 x C47	400 V 3N ~ 50 Hz 21,08 kW	Ø 450  500x500  100*/250 rack/h	2250x920 2100/2120 H 350 kg  AS + 450 mm  530x325x25H	<b>RX 250</b>  <b>RX 250 AS</b>
<b>RX 300</b>		<b>RACK EQUIPMENT</b> 1 x C40 1 x C43 1 x C44 1 x C47	400 V 3N ~ 50 Hz 21,98 kW	Ø 450  500x500  135*/300 rack/h	2850x920 2100/2120 H 510 kg  GN 1/1 530x325x25H	<b>RX 300</b>  <b>RX 300 AS</b>
<b>RX 300 LC</b>	<b>CORNER PREWASH</b> 	<b>RACK EQUIPMENT</b> 1 x C40 1 x C43 1 x C44 1 x C47	400 V 3N ~ 50 Hz 21,98 kW	Ø 450  500x500  135/300 rack/h	2575x985 2100/2120 H 510 kg  AS + 450 mm  530x325x25H	<b>RX 300 LC</b>
<b>RX 330</b>		<b>RACK EQUIPMENT</b> 1 x C40 1 x C43 1 x C44 1 x C47	400 V 3N ~ 50 Hz 26,26 kW	Ø 450  500x500  150/330 rack/h	3150x920 2100/2120 H 550 kg  AS + 450 mm  530x325x25H	<b>RX 330</b>  <b>RX 330 AS</b>

Model	Voltage	Capacity	Dimensions	Code	
<b>RX 360</b>					
	<p><b>RACK EQUIPMENT</b></p> <ul style="list-style-type: none"> <li>1 x C40</li> <li>1 x C43</li> <li>1 x C44</li> <li>1 x C47</li> </ul>	<p>400 V 3N ~ 50 Hz 37,66 kW</p>	<p>Ø 450</p> <p>500x500</p> <p>190*/360 rack/h</p>	<p>3750x920 2100/2120 H 710 kg</p> <p>AS + 450 mm</p> <p>GN 1/1</p> <p>530x325x25H</p>	<p><b>RX 360</b></p> <p><b>RX 360 AS</b></p>
<b>RX 360 LC</b>					
	<p><b>RACK EQUIPMENT</b></p> <ul style="list-style-type: none"> <li>1 x C40</li> <li>1 x C43</li> <li>1 x C44</li> <li>1 x C47</li> </ul>	<p>400 V 3N ~ 50 Hz 37,66 kW</p>	<p>Ø 450</p> <p>500x500</p> <p>190*/360 rack/h</p>	<p>3475x985 2100/2120 H 710 kg</p> <p>GN 1/1</p> <p>530x325x25H</p>	<p><b>RX 360 LC</b></p>
<b>RX 400</b>	<b>CORNER PREWASH</b>				
	<p><b>RACK EQUIPMENT</b></p> <ul style="list-style-type: none"> <li>1 x C40</li> <li>1 x C43</li> <li>1 x C44</li> <li>1 x C47</li> </ul>	<p>400 V 3N ~ 50 Hz 40,44 kW</p>	<p>Ø 450</p> <p>500x500</p> <p>210*/400 rack/h</p>	<p>4050x920 2100/2120 H 750 kg</p> <p>GN 1/1</p> <p>530x325x25H</p>	<p><b>RX 400</b></p> <p><b>RX 400 AS</b></p>

- P** Prewash
- W** Wash
- 3R** Pre-rinse + rinse on module
- LC** Corner prewash
- AS** Automatic shower with filter drawer +450 mm
- \*** Productivity according to DIN SPEC 10534 (contact time)

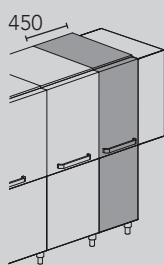
EAC label upon request

Option compatibility to be confirmed by the manufacturer after verification

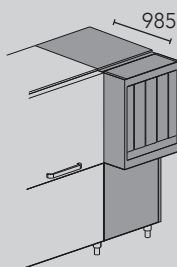
## OPTIONS

Model	220-240 V 3 50 Hz	380-415 V 3N 50 Hz	60 Hz	PRE DOS DIHR disp. connec- tions	DDE Dispensers kit	DOS/S Dispenser with Probe	SAN Sanitization	PAP-SAN Booster Pump Sanitization	DWI Thermoacoustic and Tank insulation	XP Extra Power
<b>RX 250</b>	€	●	+3%	●	€	€	€	€	●	€
<b>RX 250 AS</b>	€	●	+3%	●	€	€	€	€	●	€
<b>RX 300</b>	€	●	+3%	●	€	€	€	€	●	€
<b>RX 300 AS</b>	€	●	+3%	●	€	€	€	●	●	€
<b>RX 300 LC</b>	€	●	+3%	●	€	€	€	€	●	€
<b>RX 330</b>	€	●	+3%	●	€	€	€	€	●	€
<b>RX 330 AS</b>	€	●	+3%	●	€	€	€	●	●	€
<b>RX 360</b>	€	●	+3%	●	€	€	€	●	●	€
<b>RX 360 AS</b>	€	●	+3%	●	€	€	€	●	●	€
<b>RX 360 LC</b>	€	●	+3%	●	€	€	€	●	●	€
<b>RX 400</b>	€	●	+3%	●	€	€	€	●	●	€
<b>RX 400 AS</b>	€	●	+3%	●	€	€	€	●	●	€

- Standard
- DDE-GROUP** Both detergent (with probe) and rinse-aid dispenser included
- DOS/S** For detergent dispenser only
- SAN** Including dosing system for sanitizing product
- PAP-SAN** Supplied AS standard with sanitization option on models:  
RX 300 AS, RX 330 AS, RX 360, RX 360 AS, RX 360 LC, RX 400, RX 400 AS
- DIV** Compulsory for machines > 4,5m length
- XP** In case of cold water supply for rinse (8-55 °C) and without any heat recovery, the extra power option is mandatory



**AS**  
Automatic Shower  
with filter drawer



**LC**  
Corner prewash



	DIV	CONNECTIVITY	PI	SA	1-DRAIN	AUTOTIMER	PAP	BT	DVGW	ECO-DET	DRIVE
Model	Price per division	CONNECTIVITY (HACCP)	S/S pumps	Automatic Drain	Centralized Drain	Autotimer	Rinse Booster pump	Break Tank	DVGW	Detergent saving system	Smart drive +
<b>RX 250</b>	€	€	€	€	●	●	●	●	€	●	●
<b>RX 250 AS</b>	€	€	€	€	●	●	●	●	€	●	●
<b>RX 300</b>	€	€	€	€	●	●	●	●	€	●	●
<b>RX 300 AS</b>	€	€	€	€	●	●	●	●	€	●	●
<b>RX 300 LC</b>	€	€	€	€	●	●	●	●	€	●	●
<b>RX 330</b>	€	€	€	€	●	●	●	●	€	●	●
<b>RX 330 AS</b>	€	€	€	€	●	●	●	●	€	●	●
<b>RX 360</b>	€	€	€	€	●	●	●	●	€	●	●
<b>RX 360 AS</b>	€	€	€	€	●	●	●	●	€	●	●
<b>RX 360 LC</b>	€	€	€	€	●	●	●	●	€	●	●
<b>RX 400</b>	€	€	€	€	●	●	●	●	€	●	●
<b>RX 400 AS</b>	€	€	€	€	●	●	●	●	€	●	●

**CONNECTIVITY** Includes HACCP option. 10-year plan

**PI** Available with 50 Hz frequency only. Not available for AS module

**DVGW** Not available with heat recovery and steam condenser  
Components prescribed by DVGW on request (check option compatibility with the manufacturer)

In case of cold water supply for rinse (8-15 °C), we recommend to install the heat recovery system option

With osmotic water supply and electrical conductivity lower than 200 microsiemens, it is mandatory to install a stainless steel heat exchange

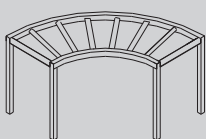
Warm water supply 55 °C

We recommend to install the machine in a well-ventilated room, with a properly sized steam exhausting system

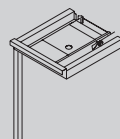
Standard hints for scheduled maintenance and counters (working hours - water - energy)

Option compatibility to be confirmed by the manufacturer after verification

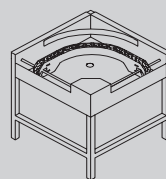
**AVAILABLE ARCS:**



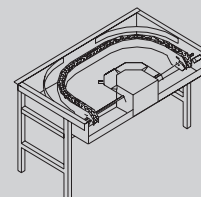
**LC97** 1300x1300x860 H  
90° roller arc with tank



**LC98** 700x610x820 H  
Angle loading table complete with basket pull-through system



**LC97/2** 850x850x885 H  
90° motorized arc (clockwise/counter-clockwise)



**LC97/3** 850x1500x885 H  
180° motorized arc (clockwise/counter-clockwise)

## OPTIONS

	LC30	SC10	SC15	HR15	HR20	HRP40
Model	Splash guard + 300 mm	Steam Condenser	Steam Condenser	Heat Recovery	Heat Recovery	Heat Recovery
<b>RX 250</b>	€	€	€	€	€	€
<b>RX 250 AS</b>	€	€	€	€	€	€
<b>RX 300</b>	€	€	€	€	€	€
<b>RX 300 AS</b>	€	€	€	€	€	€
<b>RX 300 LC</b>	€	€	€	€	€	€+
<b>RX 330</b>	€	€	€	€	€	€
<b>RX 330 AS</b>	€	€	€	€	€	€
<b>RX 360</b>	€	€	€	€	€	€
<b>RX 360 AS</b>	€	€	€	€	€	€
<b>RX 360 LC</b>	€	€	€	€	€	€+
<b>RX 400</b>	€	€	€	€	€	€
<b>RX 400 AS</b>	€	€	€	€	€	€

---- Not available

**HDR 200** Dryer + heat recovery. Fully insulated device. Either HDRA209M or HDRA218M

**HDRA 209M** Dryer + heat recovery on 90° motorized arc. Fully insulated device.  
Either HDR200 or HDRA218M

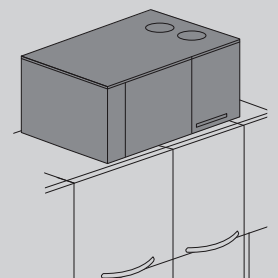
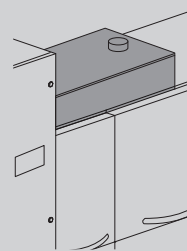
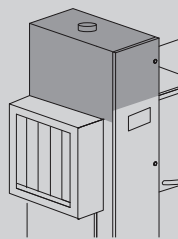
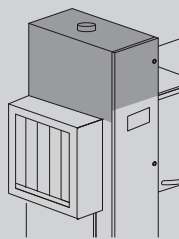
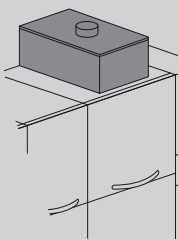
**HDRA 218M** Dryer + heat recovery on 180° motorized arc. Fully insulated device. Either HDR200  
or HDRA209M. Mandatory division.

**+** Not available for LC version if the machine is next to the wall

In case of cold water supply for rinse (8-15 °C), we recommend to install the heat recovery system option

With osmotic water supply and electrical conductivity lower than 200 microsiemens, it is mandatory to install a stainless steel heat exchanger

Warm water supply 55 °C



**SC10**

Steam condenser

**SC15**

Steam condenser

**HR15**

Compact heat recovery

**HR20**

Heat recovery

**HRP40**

Heat recovery  
with heat pump

	HDR200	HDRA209M	HDRA218M	DR204	DR209	DRA99MT	DRA189MT
Model	Dryer	Dryer	Dryer	Dryer	Insulated Dryer	Dryer with motorized arc 90°	Dryer with motorized arc 180°
<b>RX 250</b>	€	€	€	€	€	€	€
<b>RX 250 AS</b>	€	€	€	€	€	€	€
<b>RX 300</b>	€	€	€	€	€	€	€
<b>RX 300 AS</b>	€	€	€	€	€	€	€
<b>RX 300 LC</b>	€	€	€	€	€	€	€
<b>RX 330</b>	€	€	€	€	€	€	€
<b>RX 330 AS</b>	€	€	€	€	€	€	€
<b>RX 360</b>	€	€	€	€	€	€	€
<b>RX 360 AS</b>	€	€	€	€	€	€	€
<b>RX 360 LC</b>	€	€	€	€	€	€	€
<b>RX 400</b>	€	€	€	€	€	€	€
<b>RX 400 AS</b>	€	€	€	€	€	€	€

**SC10** Available only with optional dryer

**SC15** Not available with optional dryer

**HR20** Either HR15, HRP40

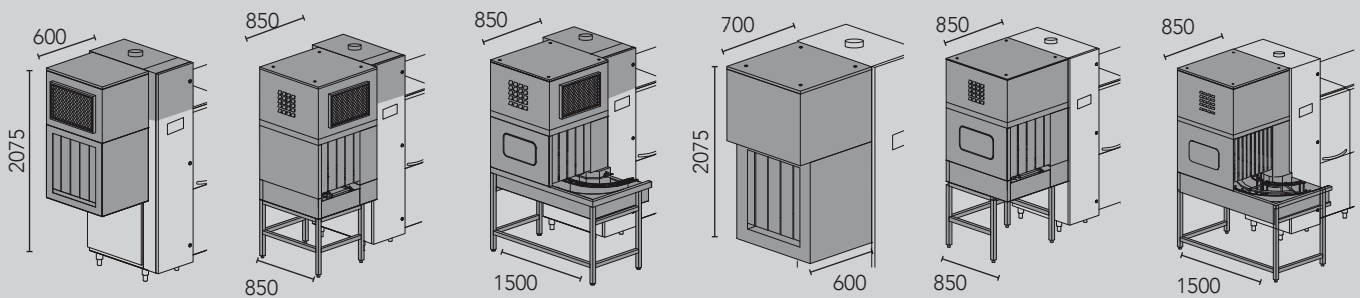
**HRP40** Available with 400 V 3N 50 Hz frequency only

**HR15-HR20-HRP40** In case of cold water supply for rinse (8-15 °C), we recommend to install the heat recovery system option

**DR204** Not recommended for models RX 300, RX 330, RX 360 and RX 400, verify with manufacturer

**DRA99MT - DRA189MT** Mandatory division

Option compatibility to be confirmed by the manufacturer after verification



**HDR 200** 4,5kW  
Electric Dryer  
+ Heat Recovery

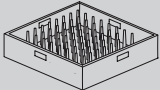
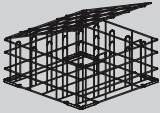
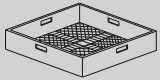
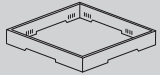

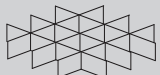

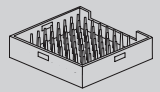
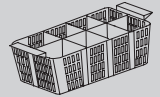

**HDRA 209M** 4,5kW  
Electric Dryer  
on 90° motorized arc  
+ Heat Recovery

**HDRA 218M** 4,5kW  
Electric Dryer  
on 180° motorized  
arc + Heat Recovery

**DR204** 4,5kW  
**DR209** 9 kW  
Insulated Dryer

**DRA99MT** 9 kW  
Dryer with motorized  
arc 90°

**DRA189MT** 9 kW  
Dryer with motorized  
arc 180°

	Description	Capacity	Dimensions	Code
	PLATE BASKET	18 Plates	500x500x105 H	<b>C 40</b>
	GLASS BASKET WITH GLASS SUPPORT AND ANTI-TIPPING LID		500x500x235 H	<b>C 135</b>
	LARGE MESH BASKET	For glasses	500x500x105 H	<b>C 44</b>
	HOLDER FOR GLASS SUPPORT	For glass support (C112-C113-C114)	500x500x50 H	<b>C111</b>
	GLASS SUPPORT	5x5 Glass Ø 87 mm (C111)	500x500x50 H	<b>C 112</b>
	GLASS SUPPORT	4x4 Glass Ø 110 mm (C111)	500x500x50 H	<b>C 113</b>
	GLASS SUPPORT	6x6 Glass Ø 72 mm (C111)	500x500x50 H	<b>C 114</b>
	TRAYS BASKET	8 pcs max depth 25mm	500x500x105 H	<b>C 43</b>
	CUTLERY BASKET		490x180x140 H	<b>C 47</b>
	FLEXIBLE SHOWER complete with mixing group and lever tap, to be fixed to the wall		1000 H	<b>D 01</b>
	FLEXIBLE SHOWER complete with mixing group and lever tap, to be fixed to the wall and intermediate tap		1000 H	<b>D 02</b>

	Description	Capacity	Dimensions	Code	
	SHELF  GRADING TABLE WITH RUBBER RING	Waste hole and special dimensions upon request	1515x620x660 H 2315x620x660 H 1600x1000x850 H 2400x1000x850 H	<b>M 16*</b> <b>M 24*</b> <b>TC 16*</b> <b>TC 24*</b>	
	MECHANIZED GRADING TABLE With mechanized basket advancement system	1 waste hole  2 waste holes	1800x1240 1525 H  2400x1240 1525 H	<b>RTC 18*</b>  <b>RTC 24*</b>	
	Sink 500x400x270 H Sink 500x400x270 H	Standard rubber ring  Standard rubber ring	1200x590x860 H 1200x730x860 H 1500x730x860 H 1800x730x860 H	<b>T 35</b> <b>T 55</b> <b>T 80</b> <b>T 90</b>	
	ROLLER TABLE + sink, right or left version  Sink 500x400x270 H		1600x730x860 H	<b>T 195</b>	
	LINEAR ROLLER TABLE WITH TANK	Option end microswitch	1100x650x860 H 1600x650x860 H 2100x650x860 H	<b>LC 96/A*</b> <b>LC 96/B*</b> <b>LC 96/C*</b>  <b>LC 95</b>	
	LINEAR ROLLER TABLE WITH TANK complete with end microswitch	Not compatible with same references Not on 180° arcs  To be connected to LC97/3 only and to dryer on 180°	1100x650x860 H 1600x650x860 H 1150x650x860 H 1650x650x860 H	<b>LC 96/1</b> <b>LC 96/1A</b> <b>LC 96/2</b> <b>LC 96/2A</b>	
	90° roller arc with tank (exit only if combined with LC 96/1 or LC96/1 A)  ANGLE LOADING TABLE complete with basket pull-through system	Option connection to prewash tables	1300x1300x860 H  700x610x820 H	<b>LC 97*</b>  <b>LC 98</b>	
	90° MOTORIZED ARC (clockwise/counter-clockwise)  180° MOTORIZED ARC (clockwise/counter-clockwise)		850x850x885 H  850x1500x885 H	<b>LC 97/2*</b>  <b>LC 97/3*</b>	

\* Wooden cage +2% minimum + € / Special dimensions for tables upon request / Tables shown in right-to-left version  
 We strongly recommend the presence of a roller table with end microswitch at the exit of our rack conveyor machines for a correct operation



**DIHR ALI GROUP SRL**

Via del Lavoro, 28  
I - 31033 Castelfranco Veneto (TV)  
T: +39 0423 7344  
F: +39 0423 720442  
E: dihr@dihr.com

Service:

T. +39 0423 734548  
F: +39 0423 734519  
E: service@dihr.com

[www.dihr.com](http://www.dihr.com)

Edition 09.2023

an Ali Group Company



The Spirit of Excellence