

QX PRO

FLIGHT-TYPE DISHWASHERS
WITH REINFORCED DOUBLE RINSE


DIHR
we mean clean



Big news at DIHR!


We are happy to introduce the “Green” QX PRO! This range has been enhanced and rewarded with the SMART LABEL HOST 2023 award for its functional efficiency. Thanks to innovative pre-rinse and rinse arms, we have achieved exceptional results while maintaining the same performance: 35% water savings compared to previous versions! Added to this innovation is the introduction of new options, including a renewed triple rinse, with osmotic water supply on request, and an improved drying system, which make them flexible, complete and first-class flight-type dishwashers. As you know, our goal is to minimize the use of

environmental resources but also your operating costs. Features such as the detergent economizer, the concept of thermal insulation, the CPF system and the double reinforced rinse show DIHR's wish to progress in the search for innovative solutions, ever more profitable and environmental friendly. As always, the DIHR flight-type dishwashers are available in multiple versions that can be combined with our other ranges (tray washers, rack conveyor dishwashers, transportation systems, etc). Our washing solutions, increasingly efficient over the years, adjust to different requirements while guaranteeing high hygiene standards to ensure optimal sanitation.



FEATURES

STANDARD

- SMART DRIVE 5 speed advancement system
- 710 mm wide conveyor
- Plates belt
- TFT 5.7" display and soft touch keyboard
- Frequently used keys shortcut and menu language setting
- Constant monitoring of key operations
- IPX5 electronic board
- Alarms and events report
- Autotimer
- Centralized 1-DRAIN and automatic AD drain, with total or partial emptying of the tanks
- Wash arms ALL-IN-1
- Use economizer
- ECO-DET Detergent economizer
- ACID PROOF Radial wash tanks in S/S AISI 316 inclined to provide complete drainage of the wash water
- S/S surface filters CLEAN+ to protect the wash tanks as well as the wash pump
- Double-skin, insulated and counterbalanced doors, equipped with anti-drop safety system
- THERMO BARRIER system for comfort in use
- Predisposition for DIHR rinse-aid and detergent dispensers connection
- Non return valve
- ACID PROOF stainless steel boilers in AISI 316, fully insulated to reduce thermal loss.
- Vertical self-cleaning pumps
-  Reinforced double rinse 2R+, improved efficiency with lower consumption
- CPF System: Controlled Pressure Flow
- Water, energy consumptions and working time control system
- Possible working modes for dryer unit: all off, only fan, half power 4,5 kW + fan, total power 9 kW + fan




FEATURES

OPTIONS


- Five different conveyor belts available, also with cutlery lane
- Different types of dryers: double skin dryer on module (with or without turboblowers) or on shelf (double skin on request)
- **NEW:** Double skin lateral dryer on shelf: innovative system with upper fan for improved drying results
- Steam condenser
- Three models of heat recovery to be chosen
- **NEW:** Triple reinforced rinse 3R+ for drastically reduced water consumption (with reverse osmosis water on separate module on request)
- AS6 Automatic shower with EASY+ with filter system
- Dispensers kit with peristaltic pump, for detergent as well as rinse-aid
- CONNECTIVITY remote control compliant with the HACCP norms (on request)
- Delivery in two or more parts, to ease installation operations
- Automatic self-cleaning of the machine available, with dedicated booster pump on request
- Tank insulation
- Break tank and booster pump
- Dedicated space for detergent and rinse-aid jugs
- S/S pumps
- Extra power in the boiler

STANDARD BELT



Standard belt for plates and optional cutlery lane

OPTIONAL BELT



Special belt for hospitals




Standard belt for glasses



Special belt for thermal trays



Standard belt for trays and utensils

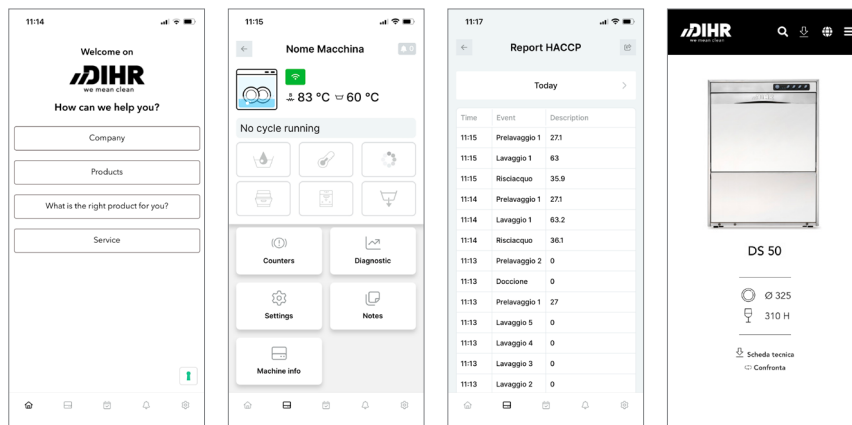


Special belt for in-flight catering

CONNECTIVITY 4.0 & APP

WHEREVER YOU ARE...
YOUR DISHWASHER, JUST A CLICK AWAY

You will be constantly connected to the machine to monitor the work phases, review any eventual alarm and configure remotely the operating parameters according to your needs. Compliant with HACCP norms. Thanks to our brand new App, you will have access to connected machines and all commercial and technical documentation.



SMART LABEL HOST 2023 FOR FUNCTIONAL EFFICIENCY

According to the DIHR's sustainability vision and attention to customer operating costs, the QX range of flight conveyor dishwashers has been renewed. The result is a great reduction in water consumption: more than 35% when compared to the previous version, an important figure in today's environmental and economic needs. To do so, new rinse and pre-rinse arms and ramps have been designed to achieve one of the lowest consumption levels in our sector. With lower water, DIHR continues to ensure high quality rinsing results. Indeed, a higher washing pressure guarantees optimal results with the removal of all the chemicals present on the dishes. Such reduction of water also means significant savings in terms of detergent and energy, that have become very high expenditure items.



View all the working parameters and event records, working hours and any problem at any time.



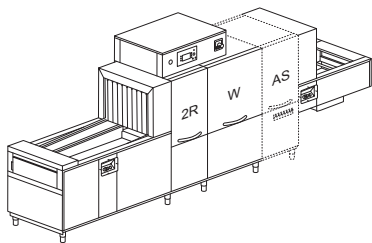


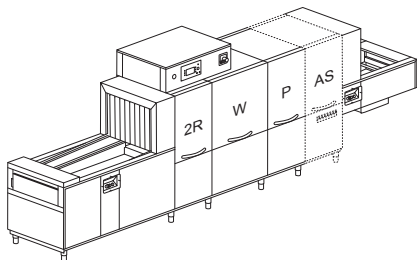


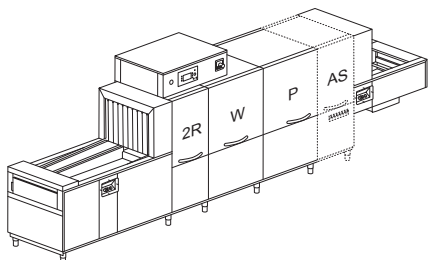


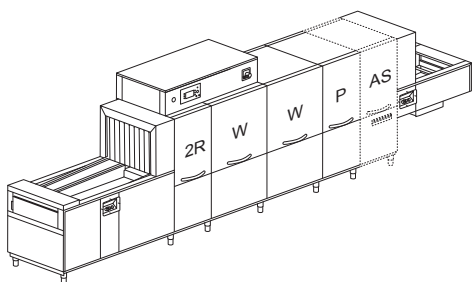


In case of problem, the machine promptly alerts you. The technician can intervene remotely to solve the problem or anticipate the needed parts for an on-site intervention.



A daily activity report is available with all the events related to the dishwasher in a detailed spreadsheet with HACCP data.



Our Connectivity system is a revolutionary device limiting and facilitating the eventual intervention of a technician who can anticipate the necessary parts to be replaced, saving time and money.

Model	Voltage	Capacity	Dimensions	Code
QX 246				
5 SPEEDS				
	400 V 3N ~ 50 Hz 27 kW	 450 H	4500x985 1860/2200H 595 kg	QX 246
	400 V 3N ~ 50 Hz 2,5 kW 17 kg/h	 710 1950/3690 dishes/h 2400* dishes/h		AS6 +600 mm
QX 376				
5 SPEEDS				
	400 V 3N ~ 50 Hz 29,45 kW	 450 H	5100x985 1860/2200H 730 kg	QX 376
	400 V 3N ~ 50 Hz 3,45 kW 20 kg/h	 710 2400/4050 dishes/h 3300* dishes/h		AS6 +600 mm
QX 416				
5 SPEEDS				
	400 V 3N ~ 50 Hz 33,5 kW	 450 H	5400x985 1860/2200H 745 kg	QX 416
	400 V 3N ~ 50 Hz 4,5 kW 25 kg/h	 710 3000/4800 dishes/h 3750* dishes/h		AS6 +600 mm
QX 536				
5 SPEEDS				
	400 V 3N ~ 50 Hz 49,45 kW	 450 H	6000x985x 860/2200H 880 kg	QX 536
	400 V 3N ~ 50 Hz 5,45 kW 29 kg/h	 710 4200/6450 dishes/h 4650* dishes/h		AS6 +600 mm

Model	Voltage	Capacity	Dimensions	Code
QX 596 5 SPEEDS				
	400 V 3N ~ 50 Hz 53,5 kW	 450 H 710	6300x985 1860/2200H 895 kg	QX 596
	400 V 3N ~ 50 Hz 6,5 kW 34 kg/h	4350/6750 dishes/h 5100* dishes/h	AS6 +600 mm	QX 596 AS6 QX 596 V QX 596 V AS6
QX 676 5 SPEEDS				
	400 V 3N ~ 50 Hz 69,45 kW	 450 H 710	7300x985 1860/2200H 1030 kg	QX 676
	400 V 3N ~ 50 Hz 7,45 kW 39 kg/h	5250/8100 dishes/h 6000* dishes/h	AS6 +600 mm	QX 676 AS6 QX 676 V QX 676 V AS6
QX 776 5 SPEEDS				
	400 V 3N ~ 50 Hz 72,5 kW	 450 H 710	7600x985 1860/2200H 1045 kg	QX 776
	400 V 3N ~ 50 Hz 8,5 kW 43 kg/h	5850/9000 dishes/h 6450* dishes/h	AS6 +600 mm	QX 776 AS6 QX 776 V QX 776 V AS6

P Prewash

W Wash

2R Double reinforced rinse (pre-rinse + rinse on module)

3R+ Reinforced triple rinse with low water consumption: double pre-rinse + rinse on module (reverse osmosis on request)

AS6 Automatic shower with filter drawer +600 mm

V Steam-heated

* Productivity according to DIN SPEC 10534 (contact time)

EAC label upon request

Option compatibility to be confirmed by the manufacturer after verification

OPTIONS

				AUTOTIMER	PRE DOS	DDE-GROUP	DOS/S	SAN
Model	220-240 V 3 50 Hz	380-415 V 3N 50 Hz	60 Hz	Autotimer	DIHR disp. connections	Dispensers kit	Dispenser with probe	Sanitization
QX 246	+ 2%	●	+ 3%	●	●	€	€	€
QX 246 AS6	+ 2%	●	+ 3%	●	●	€	€	€
QX 246 V	+ 1%	●	+ 3%	●	●	€	€	€
QX 246 V AS6	+ 1%	●	+ 3%	●	●	€	€	€
QX 376	+ 2%	●	+ 3%	●	●	€	€	€
QX 376 AS6	+ 2%	●	+ 3%	●	●	€	€	€
QX 376 V	+ 1%	●	+ 3%	●	●	€	€	€
QX 376 V AS6	+ 1%	●	+ 3%	●	●	€	€	€
QX 416	+ 2%	●	+ 3%	●	●	€	€	€
QX 416 AS6	+ 2%	●	+ 3%	●	●	€	€	€
QX 416 V	+ 1%	●	+ 3%	●	●	€	€	€
QX 416 V AS6	+ 1%	●	+ 3%	●	●	€	€	€
QX 536	+ 2%	●	+ 3%	●	●	€	€	€
QX 536 AS6	+ 2%	●	+ 3%	●	●	€	€	€
QX 536 V	+ 1%	●	+ 3%	●	●	€	€	€
QX 536 V AS6	+ 1%	●	+ 3%	●	●	€	€	€
QX 596	+ 2%	●	+ 3%	●	●	€	€	€
QX 596 AS6	+ 2%	●	+ 3%	●	●	€	€	€
QX 596 V	+ 1%	●	+ 3%	●	●	€	€	€
QX 596 V AS6	+ 1%	●	+ 3%	●	●	€	€	€
QX 676	+ 2%	●	+ 3%	●	●	€	€	€
QX 676 AS6	+ 2%	●	+ 3%	●	●	€	€	€
QX 676 V	+ 1%	●	+ 3%	●	●	€	€	€
QX 676 V AS6	+ 1%	●	+ 3%	●	●	€	€	€
QX 776	+ 2%	●	+ 3%	●	●	€	€	€
QX 776 AS6	+ 2%	●	+ 3%	●	●	€	€	€
QX 776 V	+ 1%	●	+ 3%	●	●	€	€	€
QX 776 V AS6	+ 1%	●	+ 3%	●	●	€	€	€

● Standard

□ Upon request

DDE-GROUP Both detergent (with probe) and rinse-aid dispensers included

DWI Insulation option for the tunnel only, dryer excluded. Shelf dryer can be double skin upon request

Peak-cut connect upon request

Warm water supply 55 °C

We recommend to install the machine in a well-ventilated room, with a properly sized steam exhausting system.

	PAP-SAN	DWI	DWI / T	CONNECTIVITY	XP	PAP	DRIVE
Model	Booster pump sanitization	Thermoacoustic insulation	Tanks insulation	CONNECTIVITY (HACCP)	Extra power	Booster pump	Smart drive
QX 246	€	€	€	€	€	€	●
QX 246 AS6	€	€	€	€	€	€	●
QX 246 V	€	€	€	€	□	€	●
QX 246 V AS6	€	€	€	€	□	€	●
QX 376	€	€	€	€	€	€	●
QX 376 AS6	●	€	€	€	€	€	●
QX 376 V	€	€	€	€	□	€	●
QX 376 V AS6	●	€	€	€	□	€	●
QX 416	€	€	€	€	€	€	●
QX 416 AS6	●	€	€	€	€	€	●
QX 416 V	€	€	€	€	□	€	●
QX 416 V AS6	●	€	€	€	□	€	●
QX 536	●	€	€	€	€	€	●
QX 536 AS6	●	€	€	€	€	€	●
QX 536 V	●	€	€	€	€	€	●
QX 536 V AS6	●	€	€	€	€	€	●
QX 596	●	€	€	€	€	€	●
QX 596 AS6	●	€	€	€	€	€	●
QX 596 V	●	€	€	€	€	€	●
QX 596 V AS6	●	€	€	€	€	€	●
QX 676	●	€	€	€	€	€	●
QX 676 AS6	●	€	€	€	€	€	●
QX 676 V	●	€	€	€	€	€	●
QX 676 V AS6	●	€	€	€	€	€	●
QX 776	●	€	€	€	€	€	●
QX 776 AS6	●	€	€	€	€	€	●
QX 776 V	●	€	€	€	□	€	●
QX 776 V AS6	●	€	€	€	□	€	●

DWI - DWI/T Recommended with HRF10 - HRF20 - HRPF40

CONNECTIVITY Includes HACCP option. 10-year plan

PAP-SAN One standard pump for models QX 536, QX 596, QX 676, QX 776

XP In case of cold water supply for rinse (8-55 °C) and without any heat recovery, the extra power option is mandatory.
In case of cold water supply for rinse (8-15 °C), we recommend the heat recovery option.

Option compatibility to be confirmed by the manufacturer after verification

OPTIONS

Model	5 speeds	Master switch	Surface filters	Peak-cut for Dühr dosing	Estimated consumption readout	PI	1-DRAIN
QX 246	●	●	●	●	●	€	●
QX 246 AS6	●	●	●	●	●	€	●
QX 246 V	●	●	●	●	●	€	●
QX 246 V AS6	●	●	●	●	●	€	●
QX 376	●	●	●	●	●	€	●
QX 376 AS6	●	●	●	●	●	€	●
QX 376 V	●	●	●	●	●	€	●
QX 376 V AS6	●	●	●	●	●	€	●
QX 416	●	●	●	●	●	€	●
QX 416 AS6	●	●	●	●	●	€	●
QX 416 V	●	●	●	●	●	€	●
QX 416 V AS6	●	●	●	●	●	€	●
QX 536	●	●	●	●	●	€	●
QX 536 AS6	●	●	●	●	●	€	●
QX 536 V	●	●	●	●	●	€	●
QX 536 V AS6	●	●	●	●	●	€	●
QX 596	●	●	●	●	●	€	●
QX 596 AS6	●	●	●	●	●	€	●
QX 596 V	●	●	●	●	●	€	●
QX 596 V AS6	●	●	●	●	●	€	●
QX 676	●	●	●	●	●	€	●
QX 676 AS6	●	●	●	●	●	€	●
QX 676 V	●	●	●	●	●	€	●
QX 676 V AS6	●	●	●	●	●	€	●
QX 776	●	●	●	●	●	€	●
QX 776 AS6	●	●	●	●	●	€	●
QX 776 V	●	●	●	●	●	€	●
QX 776 V AS6	●	●	●	●	●	€	●

● Standard

---- Not available

LANE Only with DRF69 and DRF6V

DIV Compulsory for machines > 4,5 m length

BT Booster pump included

DVGW Not available with heat recovery and steam condenser
Components prescribed by DVGW on request (check option compatibility with the manufacturer)

	AD	ECO-DET	X-BELT	LANE	DIV	BT	DVGW
Model	Automatic drain	Chemicals saving system	Special belt	Cutlery lane	Price per division	Break tank	DVGW
QX 246	●	●	+ 7 %	----	€	€	€
QX 246 AS6	●	●	+ 7 %	----	€	€	€
QX 246 V	●	●	+ 7 %	----	€	€	€
QX 246 V AS6	●	●	+ 7 %	----	€	€	€
QX 376	●	●	+ 7 %	----	€	€	€
QX 376 AS6	●	●	+ 7 %	----	€	€	€
QX 376 V	●	●	+ 7 %	----	€	€	€
QX 376 V AS6	●	●	+ 7 %	----	€	€	€
QX 416	●	●	+ 7 %	+ 5 %	€	€	€
QX 416 AS6	●	●	+ 7 %	----	€	€	€
QX 416 V	●	●	+ 7 %	+ 5 %	€	€	€
QX 416 V AS6	●	●	+ 7 %	----	€	€	€
QX 536	●	●	+ 7 %	----	€	€	€
QX 536 AS6	●	●	+ 7 %	----	€	€	€
QX 536 V	●	●	+ 7 %	----	€	€	€
QX 536 V AS6	●	●	+ 7 %	----	€	€	€
QX 596	●	●	+ 7 %	+ 5 %	€	€	€
QX 596 AS6	●	●	+ 7 %	----	€	€	€
QX 596 V	●	●	+ 7 %	+ 5 %	€	€	€
QX 596 V AS6	●	●	+ 7 %	----	€	€	€
QX 676	●	●	+ 7 %	----	€	€	€
QX 676 AS6	●	●	+ 7 %	----	€	€	€
QX 676 V	●	●	+ 7 %	----	€	€	€
QX 676 V AS6	●	●	+ 7 %	----	€	€	€
QX 776	●	●	+ 7 %	+ 5 %	€	€	€
QX 776 AS6	●	●	+ 7 %	----	€	€	€
QX 776 V	●	●	+ 7 %	+ 5 %	€	€	€
QX 776 V AS6	●	●	+ 7 %	----	€	€	€

Option compatibility to be confirmed by the manufacturer after verification

OPTIONS

Model	NZ3 Neutral zone 300	NZ6 Neutral zone 600	NZH6 Neutral zone for dryer 600	DRF69 Shelf dryer	DRF6V Steam- heated shelf dryer	ID Double skin for shelf dryer	DRF70 Shelf dryer	DRF7V Steam- heated shelf dryer	DRF99M Stage dryer	DRF9VM Steam- heated stage dryer
QX 246 - QX 246 AS6	€	€	€	€	----	€	€	----	€	----
QX 246 V - QX 246 V AS6	€	€	€	€	€	€	€	€	€	€
QX 376 - QX 376 AS6	€	€	€	€	----	€	€	----	€	----
QX 376 V - QX 376 V AS6	€	€	€	€	€	€	€	€	€	€
QX 416 - QX 416 AS6	€	€	€	€	----	€	€	----	€	----
QX 416 V - QX 416 V AS6	€	€	€	€	€	€	€	€	€	€
QX 536 - QX 536 AS6	€	€	€	€	----	€	€	----	€	----
QX 536 V - QX 536 V AS6	€	€	€	€	€	€	€	€	€	€
QX 596 - QX 596 AS6	€	€	€	€	----	€	€	----	€	----
QX 596 V - QX 596 V AS6	€	€	€	€	€	€	€	€	€	€
QX 676 - QX 676 AS6	€	€	€	€	----	€	€	----	€	----
QX 676 V - QX 676 V AS6	€	€	€	€	€	€	€	€	€	€
QX 776 - QX 776 AS6	€	€	€	€	----	€	€	----	€	----
QX 776 V - QX 776 V AS6	€	€	€	€	€	€	€	€	€	€

---- Not available

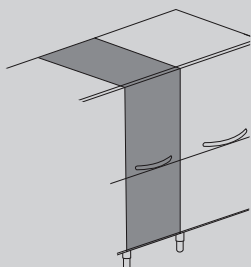
* Available only with AS6

NZ3 Recommended with big quantities of trays to wash

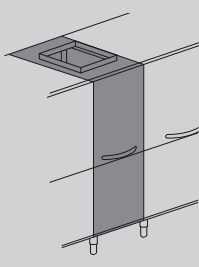
NZ6 Recommended for big quantities of trays to wash. Module equipped with a front door

NZH6 Recommended with dryers with blowers

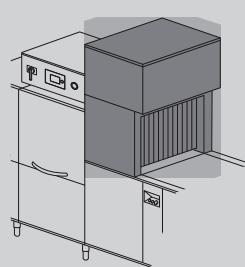
ID Recommended option for DRF69 and DRF6V. Only for shelf dryer



NZ3 + 300 mm
Neutral zone



NZ6 + 600 mm
Neutral zone with door

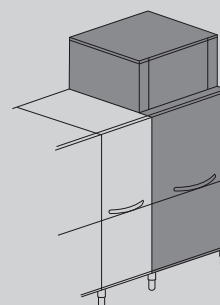


DRF69 9 kW
Shelf dryer

DRF6V
Steam heated shelf dryer

DRF70
Double skin lateral shelf dryer with upper fan

DRF7V
Steam-heated double skin shelf lateral dryer with upper fan



DRF99M
+ 900 mm - 9 kW
Dryer module

DRF9VM + 900 mm
Steam heated dryer module

	DRF99MB	DRF9VMB	SCF10	HRF10	HRF20	HRPF40	3R+	3R+ RO	STOCK
Model	Stage dryer with blowers	Steam-heated stage dryer with blowers	Steam condenser	Heat recovery	Heat recovery	Heat recovery	Triple reinforced rinse	Triple reinforced rinse with RO	Chemicals compartment
QX 246 - QX 246 AS6	€	----	€	€	€ *	€ *	€	€	€
QX 246 V - QX 246 V AS6	€	€	€	€	€ *	€ *	€	€	€
QX 376 - QX 376 AS6	€	----	€	€	€	€	€	€	€
QX 376 V - QX 376 V AS6	€	€	€	€	€	€	€	€	€
QX 416 - QX 416 AS6	€	----	€	€	€	€	€	€	€
QX 416 V - QX 416 V AS6	€	€	€	€	€	€	€	€	€
QX 536 - QX 536 AS6	€	----	€	€	€	€	€	€	€
QX 536 V - QX 536 V AS6	€	€	€	€	€	€	€	€	€
QX 596 - QX 596 AS6	€	----	€	€	€	€	€	€	€
QX 596 V - QX 596 V AS6	€	€	€	€	€	€	€	€	€
QX 676 - QX 676 AS6	€	----	€	€	€	€	€	€	€
QX 676 V - QX 676 V AS6	€	€	€	€	€	€	€	€	€
QX 776 - QX 776 AS6	€	----	€	€	€	€	€	€	€
QX 776 V - QX 776 V AS6	€	€	€	€	€	€	€	€	€

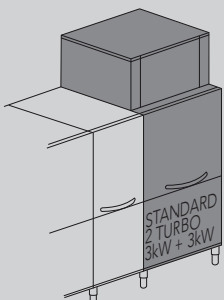
DRF99M - DRF9VM Module with front door

HRF10 - HRF20 - HRPF40 In case of cold water supply for rinse (8-15 °C), we recommend to install the optional heat recovery system

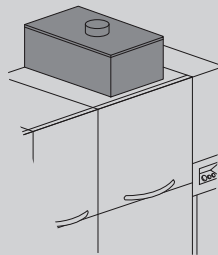
3R+ Reinforced triple rinse: Improved consumptions (with reverse osmosis water on request).

With osmotic water supply osmotic water supply and electrical conductivity lower than 200 microsiemens, it is mandatory to install a stainless steel heat exchanger

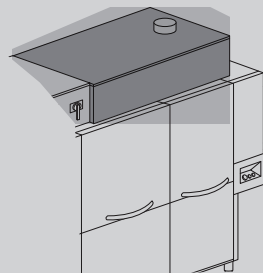
Option compatibility to be confirmed by the manufacturer after verification.



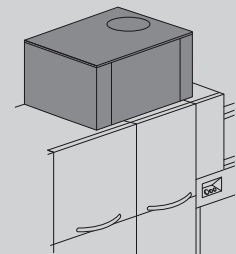
DRF99MB + 900 mm - 15 kW
Dryer module



HRF10
Compact heat recovery



HRF20
Heat recovery



HRPF40
Heat recovery with heat pump

DRF9VMB + 900 mm
Steam heated dryer module

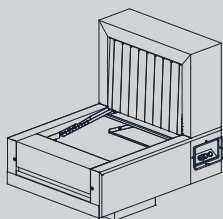
SCF10
Steam condenser

OPTIONS

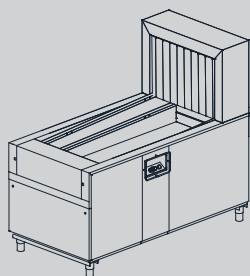
	MI900	MI1200	MIS1200	MI1500	MI1800	MI2200	MIR2200
Model	Entry mod. 900	Entry mod. 1200	Over. entry mod. 1200	Entry mod. 1500	Entry mod. 1800	Entry mod. 2200	Lowered belt entry mod. 2200
QX 246 - QX 246 AS6	€	€	●	€	€	€	€
QX 246 V - QX 246 V AS6	€	€	●	€	€	€	€
QX 376 - QX 376 AS6	€	€	●	€	€	€	€
QX 376 V - QX 376 V AS6	€	€	●	€	€	€	€
QX 416 - QX 416 AS6	€	€	●	€	€	€	€
QX 416 V - QX 416 V AS6	€	€	●	€	€	€	€
QX 536 - QX 536 AS6	€	€	●	€	€	€	€
QX 536 V - QX 536 V AS6	€	€	●	€	€	€	€
QX 596 - QX 596 AS6	€	€	●	€	€	€	€
QX 596 V - QX 596 V AS6	€	€	●	€	€	€	€
QX 676 - QX 676 AS6	€	€	●	€	€	€	€
QX 676 V - QX 676 V AS6	€	€	●	€	€	€	€
QX 776 - QX 776 AS6	€	€	●	€	€	€	€
QX 776 V - QX 776 V AS6	€	€	●	€	€	€	€

- Standard
- Upon request
- Not available

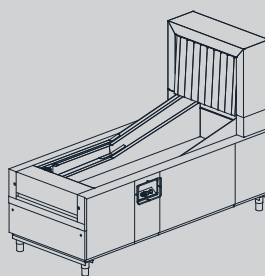
Option compatibility to be confirmed by the manufacturer after verification



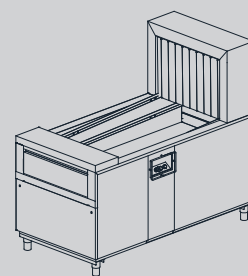
Overhanging entry module



Entry module

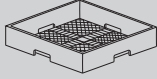
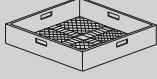
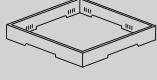

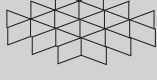

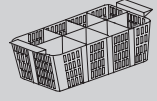


Lowered belt entry module



Exit module

	MI2700	MIR2700	EM900	EM1200	EM1500	EM1800	EM2200	EM2700
Model	Entry mod. 2700	Lowered belt entry mod. 2700	Exit mod. 900	Exit mod. 1200	Exit mod. 1500	Exit mod. 1800	Exit mod. 2200	Exit mod. 2700
QX 246 - QX 246 AS6	€	€	□	□	□	●	€	€
QX 246 V - QX 246 V AS6	€	€	□	□	□	●	€	€
QX 376 - QX 376 AS6	€	€	□	□	□	●	€	€
QX 376 V - QX 376 V AS6	€	€	□	□	□	●	€	€
QX 416 - QX 416 AS6	€	€	□	□	□	●	€	€
QX 416 V - QX 416 V AS6	€	€	□	□	□	●	€	€
QX 536 - QX 536 AS6	€	€	□	□	□	●	€	€
QX 536 V - QX 536 V AS6	€	€	□	□	□	●	€	€
QX 596 - QX 596 AS6	€	€	□	□	□	●	€	€
QX 596 V - QX 596 V AS6	€	€	□	□	□	●	€	€
QX 676 - QX 676 AS6	€	€	□	□	□	□	●	€
QX 676 V - QX 676 V AS6	€	€	□	□	□	□	●	€
QX 776 - QX 776 AS6	€	€	□	□	□	□	●	€
QX 776 V - QX 776 V AS6	€	€	□	□	□	□	●	€

	Description	Capacity	Dimensions	Code	
	NARROW MESH CUTLERY BASKET		500x500x106 H	C 41	
	LARGE MESH BASKET	For glasses	500x500x105 H	C 44	
	HOLDER FOR GLASS SUPPORT	For glass support (C112-C113-C114)	500x500x50 H	C111	
	GLASS SUPPORT	5x5 Glass Ø 87 mm (C 111)	500x500x50 H	C 112	
	GLASS SUPPORT	4x4 Glass Ø 110 mm (C 111)	500x500x50 H	C 113	
	GLASS SUPPORT	6x6 Glass Ø 72 mm (C 111)	500x500x50 H	C 114	
	CUTLERY BASKET		490x180x140 H	C 47	



DIHR ALI GROUP SRL

Via del Lavoro, 28
31033 Castelfranco Veneto (TV)

T: +39 0423 7344
E: dihr@dihr.com

Service:
T: +39 0423 734548
E: service@dihr.com

www.dihr.com

Edition 05.2024

an Ali Group Company



The Spirit of Excellence