

OPTIMA

CONNECTED GLASS AND DISHWASHERS
WITH CLEAN WATER TECHNOLOGY

DIHR
we mean clean



We simply combined the highest specs and ultimate new technology to the time-tested name and features. OPTIMA is our answer to the new high standards of hygiene and cleanliness of the worldwide market, keeping our renowned low operating costs thanks to the Optimal Rinse system. Our HYGIENE+ cycles will guarantee to work safely by keeping top sanitation levels. The compact model with lower usable height, the settable additional cycle and the available self-

monitoring technology and Connectivity makes the OPTIMA the range you have been expecting. An intuitive and interactive electronic panel will lead you through the new functions of your dishwasher. Its self-diagnosis system notifies any anomaly and clearly shows the different steps of the cycle and status of your dishwasher. Eight wash cycles (ten for the Hygiene+ version) and the easy change of voltage make these machines incredibly versatile and easy to install.

$A_0=60$
HYGIENE+

HYGIENE+ SYSTEM

Our HYGIENE + models, with high temperatures and long cycles, ensure compliance with high levels of hygiene, nowadays more essential than ever for our personal health. We designed this range according to strict standards and parameters of thermal disinfection. All our HYGIENE + models obtain the A_0 60 level, reducing pathogenic microorganisms and bacterial load according to the norm EN ISO 15883-1. Two cycles with high temperatures (180 and 630 seconds), reaching up to 75°C for washing and 90°C for rinsing, guarantee a full compliance with the disinfection principles.



FEATURES

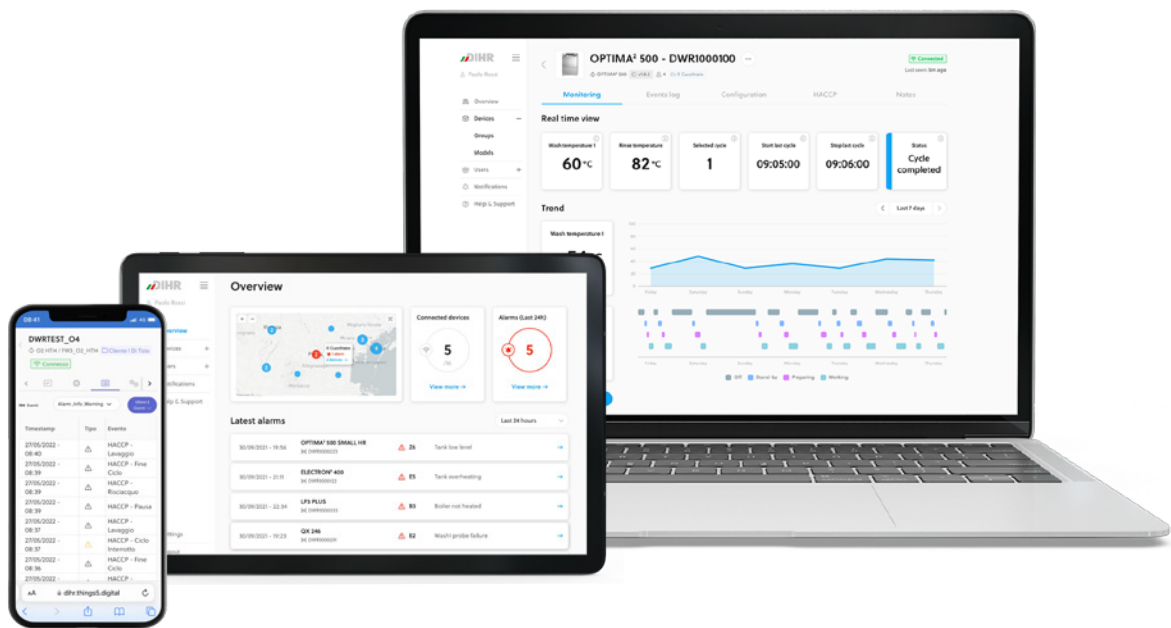
- OPTIMAL-RINSE (optimal rinse technology): water consumption rate among the lowest on the market, consequent reduction of electricity and chemicals consumptions
- Soft door opening and programmable START function when the door gets closed
- Combined system of wash and rinse arms in stainless steel with unblockable nozzles
- Innovative S/S filter improving the filtration of the wash water
- Partial drain of the waste wash water before rinsing
- Standard version: Eight wash cycles, six with partial drain of the wash water and two with total drain of the wash water before rinsing
- Hygiene+ version: Ten wash cycles, six with partial drain of the wash water, two with total drain of the wash water before rinsing and two Hygiene+ programs
- Double skin machine and double skin insulated door
- Electronic control panel with TFT screen and multichromatic START key to instantly view all functions
- Self-diagnostic system with two different control levels for user and service people depending on the failure
- Easy-change voltage setting, directly from the cables connection
- Water consumption and working time control system
- Detergent and rinse-aid peristaltic dispensers included
- Detergent and rinse-aid dosage setting, directly from the control panel
- Built-in drain pump
- Thermostop with Energy Saving device
- Self-cleaning cycle
- Soft Start wash pump
- Thermal insulation of boiler
- CONNECTIVITY remote control compliant with the HACCP norms (on request)
- Automatic softened version with continuous self-regeneration

CONNECTIVITY 4.0

WHEREVER YOU ARE...

YOUR DISHWASHER, JUST A CLICK AWAY

You will be constantly connected to the machine to monitor the work phases, review any eventual alarm and configure remotely the operating parameters according to your needs. Compliant with HACCP norms. Compliant with HACCP norms.



View all the working parameters and event records, working hours and any problem at any time.



In case of problem, the machine promptly alerts you. The technician can intervene remotely to solve the problem or anticipate the needed parts for an on-site intervention.



A daily activity report is available with all the events related to the dishwasher in a detailed spreadsheet with HACCP data.



Our Connectivity system is a revolutionary device limiting and facilitating the eventual intervention of a technician who can anticipate the necessary parts to be replaced, saving time and money.

PLUS SYSTEM

GUARANTEED RINSE EVEN

WITH LOW PRESSURE OF THE WATER INLET

We have developed an innovative rinsing system at constant temperature, consumption and water pressure, regardless of external conditions.



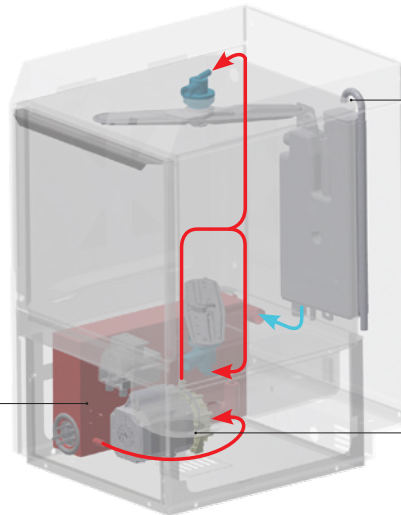
STEADY WATER TEMPERATURE IN THE BOILER (85°C)



STABILIZED PRESSURE THROUGHOUT THE RINSE PHASE



CLEANER WATER
LESS WASTE



BREAK TANK

The Break Tank system prevents the heated water of the boiler to go back and mix with the fresh water supply.

ATMOSPHERIC BOILER

The water temperature in the boiler remains constant at 85°C throughout the rinse, as the boiler refill only occurs once the rinse cycle is done.

RINSE PUMP

The water is sucked from the boiler through a rinse pump and is sent to the rinse nozzles. The correct pressure is ensured regardless of the water inlet pressure and temperature.

ENERGY RECOVERY

(Heat recovery and steam condenser)

The ENERGY RECOVERY system uses the heat produced by the machine to preheat the inlet cold water. This is an immediate saving on energy costs. Additionally, an optimal temperature in the dishwashing area is achieved as the air is no more affected by steam and humidity.



Heat Recovery

Model	Voltage	Capacity	Dimensions	Code
OPTIMA 500 H+	ELECTRONIC 10 PROGRAMS			
 <div style="border: 1px solid black; padding: 5px; width: fit-content;"> RACK EQUIPMENT 1 X C40 1 X C44 1 X 15060 </div>	Multivoltage			OPTIMA 500 H+
	standard 400 V 3N 50 Hz 6,65 kW	 340 H	600x610x850 H 65,5 kg	OPTIMA 500 DA H+
	-- 230 V 3 50 Hz 6,65 kW	 Ø 340	 530x325x25 H	OPTIMA 500 HR H+
	-- 230 V 50 Hz 6,65 kW	 500x500		OPTIMA 500 HR DA H+
	HR: Cold water supply			

A₀=60 Special programs complying with A₀=60 on the scale of thermo-disinfection according to the norm EN ISO 15883-1. All our Hygiene+ models reach the A₀ 60 level defining the minimum reduction level of pathogenic microorganisms and bacterial load. In addition, our Plus Rinsing System guarantees a perfect rinse with steady temperature and water pressure for optimum hygienic results

X With special basket to be ordered

OPTIONS

Model	220-240 V 50 Hz	380-415 V 3N 50 Hz	220-240 V 3 50 Hz	60 Hz	RO Osmosis Connection	PS Drain Pump	DDE Detergent Dispenser	ST Soft Start	DBE Peristaltic Rinse-Aid Disp.
OPTIMA 400	●	M	M	€	□	●	●	●	●
OPTIMA 400 DA	●	M	M	€	----	●	●	●	●
OPTIMA 400 HR	●	M	M	€	□	●	●	●	●
OPTIMA 400 HR DA	●	M	M	€	----	●	●	●	●
OPTIMA 500 SMALL	M	●	M	€	□	●	●	●	●
OPTIMA 500 SMALL DA	M	●	M	€	----	●	●	●	●
OPTIMA 500 SMALL HR	M	●	M	€	□	●	●	●	●
OPTIMA 500 SMALL HR DA	M	●	M	€	----	●	●	●	●
OPTIMA 500	M	●	M	€	□	●	●	●	●
OPTIMA 500 DA	M	●	M	€	----	●	●	●	●
OPTIMA 500 HR	M	●	M	€	□	●	●	●	●
OPTIMA 500 HR DA	M	●	M	€	----	●	●	●	●
OPTIMA 500 H+	M	●	M	€	□	●	●	●	●
OPTIMA 500 DA H+	M	●	M	€	----	●	●	●	●
OPTIMA 500 HR H+	M	●	M	€	□	●	●	●	●
OPTIMA 500 HR DA H+	M	●	M	€	----	●	●	●	●

DA Built-in automatic water softener

HR In case of osmotic water supply, it is suggested to feed the machine with electrical conductivity of more than 200 microsiemens
In case of cold water supply for rinse (8-15 °C), the heat recovery option is mandatory

M Multivoltage

● Standard

---- Not available

□ Upon request

	FS	CR	TS	CONNECTIVITY	BT	WRAS	DVGW	PR	FLOAT	SENSOR	
Model	Cold Rinse	Round Basket	Electr. timer + Thermo-stop	Connectivity (HACCP)	Break Tank	Wras	DVGW	Rinse pump	Probes Det/rinse aid	Lack function	Anti-flooding function
OPTIMA 400	€	€	●	€	●	€	€	●	€	€	€
OPTIMA 400 DA	----	€	●	€	----	----	----	●	€	€	€
OPTIMA 400 HR	----	€	●	€	●	----	----	●	€	€	€
OPTIMA 400 HR DA	----	€	●	€	----	----	----	●	€	€	€
OPTIMA 500 SMALL	€	----	●	€	●	€	€	●	€	€	€
OPTIMA 500 SMALL DA	----	----	●	€	----	----	----	●	€	€	€
OPTIMA 500 SMALL HR	----	----	●	€	●	----	----	●	€	€	€
OPTIMA 500 SMALL HR DA	----	----	●	€	----	----	----	●	€	€	€
OPTIMA 500	€	----	●	€	●	€	€	●	€	€	€
OPTIMA 500 DA	----	----	●	€	----	----	----	●	€	€	€
OPTIMA 500 HR	----	----	●	€	●	----	----	●	€	€	€
OPTIMA 500 HR DA	----	----	●	€	----	----	----	●	€	€	€
OPTIMA 500 H+	€	----	●	€	●	€	€	●	€	€	€
OPTIMA 500 DA H+	----	----	●	€	----	----	----	●	€	€	€
OPTIMA 500 HR H+	----	----	●	€	●	----	----	●	€	€	€
OPTIMA 500 HR DA H+	----	----	●	€	----	----	----	●	€	€	€

SOFT START Progressive start of the wash pump

WRAS - DVGW Not available with FS

DVGW Components prescribed by DVGW on request (check option compatibility with the manufacturer)

CONNECTIVITY Includes HACCP option. 10-year plan

380-415 V 3N 50 HZ For the models OPTIMA 400 "upon request" provide extra power

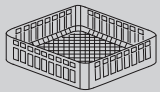
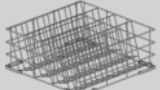
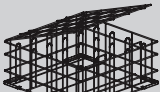
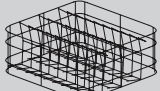
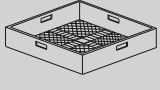
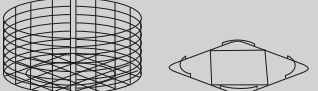
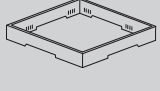

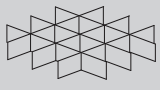
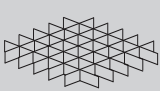
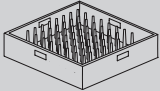
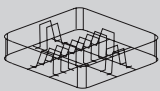
220-240 V 3 50 HZ

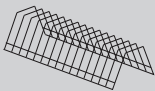

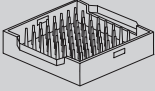
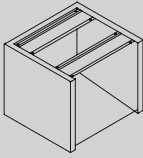
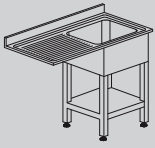
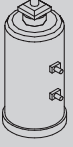
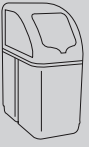
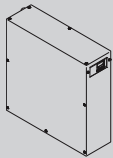
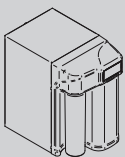
H+ (HYGIENE+) 2 cycles of 630 and 180 seconds with high temperatures, reaching up to 75 °C for washing and 90 °C for rinsing

Option compatibility to be confirmed by the manufacturer after verification

Water supply 55 °C

EAC label upon request

	Description	Capacity	Dimensions	Code
	GLASS BASKET		400x400x135 H	C 121
	SLOPED GLASS BASKET	Ø 10 max	500x500x200 H	C 26
	GLASS BASKET WITH GLASS SUPPORT AND ANTI-TIPPING LID		500x500x235 H	C 135
	SLOPED GLASS BASKET	Ø 90 max	400x400x185 H	C 123
		Ø 120 max	400x400x160 H	C 79
	LARGE MESH BASKET	For glasses	500x500x105 H	C 44
	ROUND GLASS BASKET	Basket	Ø 400x145 H	C 16
	ROUND BASKET SUPPORT	Support	400x400	C 38
	HOLDER FOR GLASS SUPPORT	For glass support (C112-C113-C114)	500x500x50 H	C111
	GLASS SUPPORT	5x5 Glass Ø 87 mm (C111)	500x500x50 H	C 112
	GLASS SUPPORT	4x4 Glass Ø 110 mm (C111)	500x500x50 H	C 113
	GLASS SUPPORT	6x6 Glass Ø 72 mm (C111)	500x500x50 H	C 114
	PLATE BASKET	18 Plates	500x500x105 H	C 40
	PLATE BASKET	12 Plates	400x400x120 H	C 31

	Description	Capacity	Dimensions	Code	
	SAUCER HOLDER	14 Saucers	300x100x90 H	10728	
	CUTLERY BASKET		Ø 120x120 H	15060	
	GASTRONORM TRAYS BASKET	6 pcs, max. depth 25 mm	530x325x105 H	C 43/B	
	STAND	Stainless steel stand	592x535x500 H	999900517	
	SINK UNIT FOR UNDER-COUNTER MODELS	Sink 500x400x300H	1200x700x850 H	A 20*	
	WATER SOFTENER	12 l	Ø 200x500 H	D 1	
	AUTOMATIC WATER SOFTENER	12 l (max 800 l)	315x510x685 H	D 2	
	OSMOSIS FOR OPTIMA 400 MODELS	230 V 50 Hz - 250 W 5° C - 30° C Flow rate 180-210l/h - 15°C Not suitable for machine with integrated water softener Special basket dotation	145x560x580 H 25 Kg	OS 180	
	OSMOSIS FOR OPTIMA 500 MODELS	230 V 50 Hz - 250 W 5° C - 30° C Flow rate 240 l/h Not suitable for machine with integrated water softener Special basket dotation	270x411x451 H 18 Kg	OS 240	

* Wooden cage +2% minimum + €

Special dimensions for tables upon request

Tables shown in right-to-left version



DIHR ALI GROUP SRL

Via del Lavoro, 28
I - 31033 Castelfranco Veneto (TV)
T: +39 0423 7344
F: +39 0423 720442
E: dihr@dihr.com

Service:

T. +39 0423 734548
F: +39 0423 734519
E: service@dihr.com

www.dihr.com

Edition 09.2023

an Ali Group Company



The Spirit of Excellence